



# 2024 LOUISIANA COMMERCIAL AND FOR-HIRE FISHERIES RULES & REGULATIONS

**UPDATED OCTOBER 2024**





# CONTENTS

- 1 General Info
- 2 Contact Info
- 3 Licenses and Permits
- 7 Trip Tickets
- 8 Measuring Fish
- 9 Shrimp
- 12 Crab
- 14 Oyster
- 20 Legal Finfish Gear
- 22 Saltwater Finfish
- 26 Freshwater Finfish
- 29 Crawfish
- 30 Reptiles and Amphibians
- 31 Industry Resources
- 32 For-Hire Operators/Charter Vessels

**John Bel Edwards, Governor**

**Robert E. Shadoin, Secretary**

Bryan McClinton, *Undersecretary*

Patrick Banks, *Fisheries Management Administrator*

Randy Myers, *Wildlife Assistant Secretary*

## **DIVISION ADMINISTRATORS**

Melissa Longman, *Fisheries Management*

Jason Froeba, *Fisheries Research & Development*

Col. Rachel Zechenelly, *Enforcement*

## **WILDLIFE AND FISHERIES COMMISSION**

Andrew Blanchard, *chairman*

Brandon DeCuir, *vice-chairman*

Andy Brister

William J. "Joe" McPherson

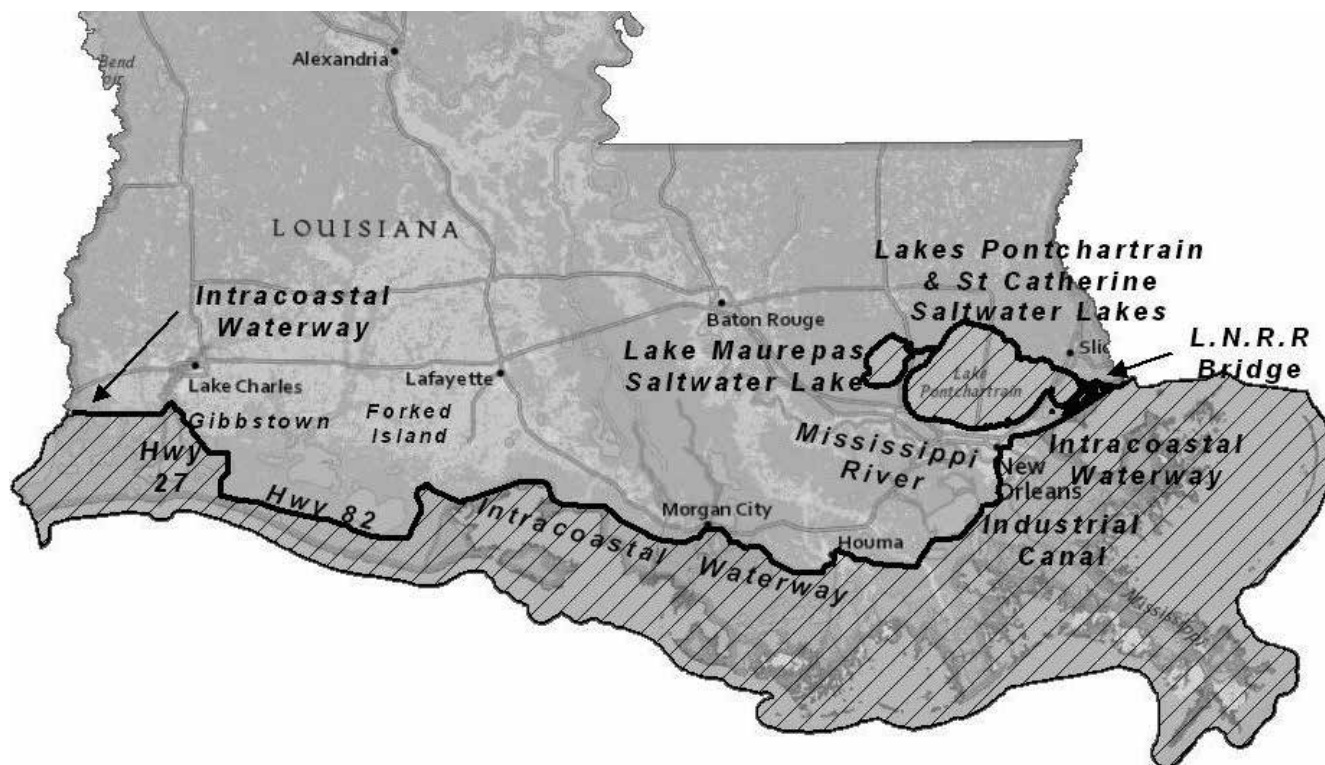
Harlie E. "Gene" Reynolds

Kevin Sagrera

Alfred R. "Al" Sunseri

This public document is published at a total cost of \$0.72. Six-thousand (6,000) copies of this public document were published in this first printing at a cost of \$4,296.32. The total cost of all printings of this document, including reprints is \$4,296.32. This document was published by OTS Production Support Services, PO Box 94095, Baton Rouge, LA 70804-9095 for the Louisiana Department of Wildlife & Fisheries, 2000 Quail Drive, Baton Rouge, LA 70802, to inform residents and non-residents of the rules and regulations pertaining to commercial and for-hire fishing in Louisiana, under authority of R.S. LA § 56:1. This material was printed in accordance with standards for printing by state agencies established pursuant to R.S. 43:31.





## Saltwater/Freshwater Line

Louisiana's salt and freshwater areas are divided by a line that runs from the Intracoastal Waterway from the Texas-Louisiana boundary to its junction with Louisiana Highway 27 at Gibbstown, south to Louisiana Highway 82, east to its junction with the Intracoastal Waterway from Forked Island to Bayou Barataria to the Harvey Canal, the Harvey Canal to the Mississippi River, the Mississippi River to the Industrial Canal, the Industrial Canal to the Intracoastal Waterway, the Intracoastal Waterway to the Rigolets in Orleans Parish to the Louisville and Nashville Railroad Bridge, and the

Louisville and Nashville Railroad right-of way from the Orleans Parish line to the Mississippi state line. Areas north of this line are freshwater. Areas south of this line are saltwater, including Lakes Maurepas, Pontchartrain, and St. Catherine, Chef Menteur Pass (except a 7/10-mile section from Bayou Sauvage south to the Intracoastal Waterway), the Rigolets, Unknown Pass, Pass Manchac, the Intracoastal Waterway, and the portion of the Calcasieu Ship Channel from the Intracoastal Waterway south to the Gulf of Mexico.

## State vs. Federal Waters

The Louisiana Department of Wildlife and Fisheries (LDWF), the Louisiana Wildlife and Fisheries Commission (Commission) and the Louisiana Legislature manage fisheries in state waters; the Gulf of Mexico Fishery Management Council (Gulf Council) and the National Oceanic and Atmospheric Administration's National Marine Fisheries Service (NOAA Fisheries) manage fisheries in federal waters. Generally, Louisiana state waters extend 3 nautical miles from the nearest land; federal waters extend from 3 nautical miles to 200 nautical miles. However, for reef fish fishery

management, Louisiana waters extend to 9 nautical miles. Fishermen should stay informed of the state/federal jurisdictional boundary as future congressional actions may affect the current boundary demarcation as it applies to reef fish species. If a future congressional action modifies the state/federal jurisdictional boundary, it will not impact the type of fishing gear reef fish fishermen may use.

THIS PUBLICATION IS NOT AN OFFICIAL COPY OF THE LAWS AND SHOULD NOT BE RELIED UPON AS SUCH. THIS PUBLICATION SUMMARIZES EXISTING LAWS IN EFFECT. AS LAWS MAY CHANGE FOLLOWING THE PRINTING OF THIS PUBLICATION, THE ACCURACY OF THE INFORMATION HEREIN IS NOT GUARANTEED. IT IS THE OBLIGATION AND RESPONSIBILITY OF THE READER TO BE AWARE OF CURRENT LAWS AT ALL TIMES, INCLUDING LOUISIANA REVISED STATUTES (TITLES 51 AND 56), OFFICIAL REGULATIONS OF THE LOUISIANA WILDLIFE AND FISHERIES COMMISSION, LOCAL AND PARISH ORDINANCES, FEDERAL LAWS, AND NATIONAL SHELLFISH SANITATION PROGRAM REQUIREMENTS. VISIT [WWW.WLF.LA.GOV/SUBHOME/COMMERCIAL-FISHING](http://WWW.WLF.LA.GOV/SUBHOME/COMMERCIAL-FISHING) FOR DETAILS.

# CONTACT INFO

## LDWF Headquarters

2000 Quail Drive, Baton Rouge, LA 70808  
225.765.2800  
[www.wlf.la.gov/fishing](http://www.wlf.la.gov/fishing)

## LDWF Regional Offices

FRESHWATER FISHERIES	
Baton Rouge	225.765.2337
Lacombe	985.882.0027
Lafayette	337.262.2080
Lake Charles	337.491.2219
Minden	318.371.3050
Monroe	318.343.4044
Natchitoches	318.357.3214
Pineville	318.487.5885
SALTWATER FISHERIES	
Bourg	985.594.4139
Grand Isle	985.787.2163
Lacombe	985.882.0027
Lafayette	337.262.2080
Lake Charles	337.491.2579
New Orleans	504.284.2030

## Other Important Contacts

### Gulf of Mexico Fishery Management Council

888.833.1844; [gulfcouncil.org](http://gulfcouncil.org)

### NOAA Fisheries Southeast Regional Office

877.376.4877; [sero.nmfs.noaa.gov](http://sero.nmfs.noaa.gov)

### NOAA Fisheries Highly Migratory Species Division

888.872.8862; [www.fisheries.noaa.gov/topic/atlantic-highly-migratory-species](http://www.fisheries.noaa.gov/topic/atlantic-highly-migratory-species)

### Louisiana Department of Health (LDH)

225.342.9500; [www.ldh.la.gov](http://www.ldh.la.gov)

### Louisiana Department of Agriculture and Forestry (LDAF)

866.927.2476; [www.ldaf.state.la.us](http://www.ldaf.state.la.us)

## LDWF Law Enforcement

LDWF's Law Enforcement Division is responsible for ensuring compliance with rules and regulations through regular patrols and investigations. LDWF partners with NOAA Fisheries and U.S. Coast Guard enforcement agents and officers to increase their enforcement capabilities and carry out their important mission in Louisiana's waters and beyond. Penalties for violations vary with the severity of the violation and include fines, jail time, loss of fishing license and forfeiture of property.

### REPORT FISHING VIOLATIONS

**800.442.2511**

**24 hours a day - 7 days a week**

HEADQUARTERS: Baton Rouge - 225.765.2987
<b>REGION 1: Minden - 318.371.3049</b> <i>Bienville, Bossier, Caddo, Claiborne, Desoto, Red River and Webster parishes</i>
<b>REGION 2: Monroe - 318.343.2417</b> <i>Caldwell, East Carroll, Franklin, Jackson, Lincoln, Madison, Morehouse, Ouachita, Richland, Tensas, Union and West Carroll parishes</i>
<b>REGION 3: Pineville - 318.487.5634</b> <i>Avoyelles, Catahoula, Concordia, Grant, LaSalle, Natchitoches, Rapides, Sabine, Vernon and Winn parishes</i>
<b>REGION 4: Lafayette - 337.262.2080</b> <i>Iberia, Iberville, Lafayette, Pointe Coupee, St. Landry, St. Martin and West Baton Rouge parishes</i>
<b>REGION 5: Lake Charles - 337.491.2580</b> <i>Acadia, Allen, Beauregard, Calcasieu, Cameron, Evangeline, Jefferson Davis and Vermilion parishes</i>
<b>REGION 6: Thibodaux - 985.447.0821</b> <i>Assumption, Lafourche, Lower St. Martin, St. James, St. Mary and Terrebonne parishes</i>
<b>REGION 7: Baton Rouge - 225.765.2999</b> <i>Ascension, East Baton Rouge, East Feliciana, Livingston, St. Helena, St. Tammany, Tangipahoa, Washington and West Feliciana parishes</i>
<b>REGION 8: New Orleans - 504.284.2023</b> <i>Jefferson, Orleans, Plaquemines, St. Bernard, St. Charles and St. John the Baptist parishes</i>

## Major Changes for 2024 Commercial Regulations

- The prices for many licenses and permits have changed. Please see the summary of license and permit fees for details.
- The retail dealer license has been reinstated, effective Nov. 15, 2022. Please see the fee tables for details.
- We now offer annual resident and non-resident freshwater charter boat fishing guide licenses.
- Any dealer exporting requiem sharks (*Carcharhinidae*) must have a Convention on International Trade in Endangered Species of Wild Fauna and Flora (C.I.T.E.S.) export permit beginning in November of 2023. More information can be obtained by calling U.S.F.W.S. at (703) 358-2104.
- Cobia commercial possession and trip limits have changed to 1 per person per day with a vessel limit not to exceed two fish per day, regardless of the number of trips or persons on the vessel.
- Commercial swordfish size limits have changed to 47 inches lower jaw fork length (LJFL) or 25 inches Cleithrum to Caudal Keel (CK).
- Federal commercial triggerfish trip limits have changed to 25 fish, however, state regulations have not yet been enacted to adjust the existing 16 fish trip limit at the time of the printing of this document.
- The "Free Fish Passage" gear restrictions have changed; there is an allowance for using gear within 500 feet of a mouth or control structure when harvesting invasive species.
- Special Bait Dealer's Permit amended gear regulations will not sunset on Dec. 31, 2023, rather the sunset will be delayed through the 2026 commercial fishing season.

# LICENSES AND PERMITS

Contact: 225.765.2887 or 225.765.2898

## Summary of License & Permit Fees

<b>2024 license year starts November 15, 2023</b>	<b>Resident Fee</b>	<b>Non-Resident Fee</b>
<b>GENERAL LICENSES</b>		
Commercial Fisherman License	\$96	\$620
Senior Commercial Fisherman License (residents age 70 and older; does not include gear)	\$50	N/A
Vessel License (required south of saltwater line)	\$50	\$400
Vessel License 2nd	\$35	\$400
Vessel License 3rd and Subsequent	\$20	\$400
Gulf Seafood Traversing & Offloading Permit	\$75	\$800
Apprentice License	\$37.50	\$287.50
<b>SEAFOOD BUSINESS</b>		
Wholesale/Retail Seafood Dealer License - Business or Vehicle	\$550 (or \$2,200 for four years)	\$2,200 (or \$8,800 for four years)
Retail Seafood Dealer License	\$167.50 (or \$670 for four years)	\$432.50 (or \$1,730 for four years)
Seafood Transport License (must possess a Wholesale/Retail and/or a Commercial Fisherman License)	\$83 (or \$226 for four years)	\$83 (or \$226 for four years)
Fresh Products License (Commercial Fisherman License required)	\$61	\$300
Fresh Products License - Other (any designated individual)	\$5	N/A
<b>GUIDING</b>		
Saltwater Charter Boat Fishing Guide License (up to 6 passengers)	\$300	\$2,000
Saltwater Charter Boat Fishing Guide License (more than 6 passengers)	\$700	\$2,500
Mothership License (up to 6 skiffs)	\$1,500	\$1,500
Mothership License (more than 6 skiffs)	\$3,000	\$3,000
Charter Skiff License (per skiff, 2 persons per skiff limit)	\$75	\$75
Freshwater Charter Boat Fishing Guide License	\$150	\$1,000
Recreational Offshore Landing Permit	No fee	No fee
<b>SHRIMP</b>		
Shrimp Gear Fee (one-time annually)	\$10	\$40
Freshwater Shrimp Net License	\$25	\$100
Shrimp Trawl License (per trawl)	\$25	\$100
Butterfly Net License (per net)	\$25	\$100
Skimmer Net License (per net)	\$25	\$100
Special Bait Dealer Permit	\$110	N/A
Special Bait Dealer Permit Bond Fee	\$1,000	N/A

	<b>Resident Fee</b>	<b>Non-Resident Fee</b>
<b>REPTILES &amp; AMPHIBIANS</b>		
Alligator Parts Dealer License (valid from July 1 - June 30)	\$105	\$105
Alligator Parts Retailer License (valid from July 1 - June 30)	\$10	\$10
Reptile and Amphibian Collector License (age 18 and older)	\$55	\$420
Reptile and Amphibian Collector License (under age 18)	\$10	N/A
Reptile and Amphibian Wholesale/Retail Dealer License	\$220	\$880
Nonresident Reptile and Amphibian Wholesale/Retail Dealer License (3-day)	N/A	\$150
Reptile and Amphibian Transport License (per vehicle)	\$47.50	\$185
<b>CRAWFISH</b>		
Crawfish Trap License (any legal number)	\$25	\$100
<b>CRAB</b>		
Crab Trap License (any legal number)	\$50	\$200
Wholesale Out-of-State Crab Shipping License	\$240	\$240
Retail Out-of-State Crab Shipping License	\$100	\$100
<b>OYSTER</b>		
Oyster Harvester License (captain only)	\$100	\$400
Oyster Tong License (per tong)	\$50	\$400
Oyster Scraper License (per scraper)	\$50	\$400
Public Oyster Seed Ground Vessel Permit	\$50	\$200
Public Oyster Seed Ground Gear Permit (single scraper, tongs, by hand)	\$200	\$800
Calcasieu Lake Oyster Harvester Permit	No fee	No fee
Out-of-State Oyster Landing Permit	\$100	\$100
Oyster Importation Permit	No fee	No fee
Alternative Oyster Culture (AOC) Permit	\$100	N/A
Oyster Cargo Vessel Permit	\$250	\$1,105
<b>MUSSELS &amp; OTHER</b>		
Mussel Harvester Permit (captain only)	\$100	\$1,000
Mussel Buyer's Permit	\$150	\$600
Domesticated Aquatic Organism License	\$25	\$500

<b>Commercial License Fees cont...</b>	<b>Resident Fee</b>	<b>Non-Resident Fee</b>
<b>SALTWATER FISH</b>		
Other Saltwater Gear ( <i>includes cans, buckets, pipes, drums, tires, cast net, dip net, flounder/garfish gig, bow and arrow, spear gun, eel pot, hoop net, minnow trap, set lines [trot, bush, yo-yos, triggers, etc.], slat trap</i> )	\$50	\$200
Purse/Menhaden Seine License ( <i>per seine</i> )	\$2,000	\$8,000
Spotted Seatrout Permit	\$150	\$600
Rod and Reel License ( <i>saltwater; any legal number</i> )	\$350	\$1,400
Shark Permit	\$25	\$25
Pompano Permit ( <i>captain only</i> )	No fee	No fee
Pompano Strike Net License ( <i>per net</i> )	\$300	\$1,200
Mullet Permit ( <i>captain only</i> )	\$100	\$400
Mullet Strike Net License ( <i>per net</i> )	\$300	\$1,200
<b>FRESHWATER FISH</b>		
Other Freshwater Gear ( <i>any legal number; includes cans, buckets, pipes, drums, tires, cast net, dip net, garfish gig, bow and arrow, spear gun, gill net, hoop net, minnow trap, seine, slat trap, set lines [trot, bush, yo-yos, triggers, etc.], trammel net, wire net</i> )	\$50	\$200
Shad Gill Net License	\$50	\$200
Shad Seine License ( <i>freshwater</i> )	\$50	\$200
Triploid Grass Carp Sales Permit	\$100	\$100
Triploid Grass Carp Possession and Transport Permit	\$50	\$50

## Applying for a License or Permit

To apply for LDWF-issued licenses, contact 225.765.2898 or visit LDWF’s headquarters at 2000 Quail Drive in Baton Rouge, Monday through Friday, 8:00 am to 4:00 p.m. You must provide proof of residency for your domiciliary state. If you’re applying for a license in a business name, you must provide documentation of valid federal tax ID number assigned to your business name and authorized signature OR an occupational license. To obtain a Recreational Offshore Landing permit, go to [www.wlf.la.gov/rolp](http://www.wlf.la.gov/rolp).

## Expired Licenses and Permits

Most of the commercial licenses expire Dec. 31 each year, unless otherwise noted. Renew your license in person or online at [www.wlf.la.gov/page/commercial-licenses-and-permits](http://www.wlf.la.gov/page/commercial-licenses-and-permits).

## Resident License Requirements

To qualify for a resident license, you must be a Bona Fide Resident. You are a Bona Fide Resident if you have resided in the state continuously during the 12 months immediately prior to the date you apply for any license and if you’ve established Louisiana as your legal domicile. You must demonstrate compliance with all of the following, as applicable:

- If you are registered to vote, you are registered to vote in Louisiana.
- If you are licensed to drive a motor vehicle, you have a valid Louisiana driver’s license.
- If you own a motor vehicle located within Louisiana, you have a valid Louisiana registration for that vehicle.
- If you earn an income, you have filed a Louisiana state income tax return and have complied with state income tax law and regulations.

With respect to a corporation or other legal entity, a resident is incorporated or otherwise organized under and subject to the laws of Louisiana, is domiciled in Louisiana and has a permanent physical location of business in Louisiana where records are held.

Any person, corporation or other legal entity that possesses a resident license from any other state or country shall not qualify for a resident license in Louisiana.

## Commercial Harvesters

To take or possess shrimp, crab, oysters or finfish in Louisiana waters or gather reptiles and/or amphibians for commercial purposes, you must have one or more of the following licenses issued by LDWF. You also must have additional licenses and permits to harvest some species, use certain gears and/or operate in federal waters (see each species section for details).

If you:	You must have a/an:	Fees and notes:
Operate a commercial fishing vessel	Commercial Fisherman License OR Senior Commercial Fisherman License (if a resident age 70 or older)	\$96 resident, \$620 nonresident; senior: \$50 resident. License is personal and not transferable. It allows you to transport and sell your catch to any licensed wholesale/retail seafood dealer in Louisiana. If you transport your catch out of state, sell to a retail seafood dealer, restaurant or retail grocer or purchase fish for resale, you must become a licensed Wholesale/Retail Seafood Dealer. You must have a Fresh Products License to transport and sell your catch to a consumer within in the state.
Gather reptiles and amphibians for sale	Reptile and Amphibian Collector License	\$55 resident/\$10 resident under age 18, \$420 nonresident
Use or possess commercial fishing gear	Commercial Gear License	You must have a license for each piece of gear you're using, unless otherwise noted. See specific species section for details. Gear licenses are temporarily transferable between licensed commercial fishermen of the same residency status, EXCEPT crab trap gear licenses are not transferable. Nonresidents may not purchase licenses for gear that is prohibited in their home state.
Have a vessel fishing commercially in the saltwater areas of Louisiana	Vessel License	\$50 for first vessel, \$35 for second vessel, and \$20 any additional vessel for residents, \$400 for nonresidents (all vessels); this license is specific to the individual's vessel and must be in the vessel owner's name.
Sell your catch to anyone who doesn't have a Wholesale/Retail Seafood Dealer License (besides consumers) or transport your catch out of state	Wholesale/Retail Seafood Dealer License	\$550 resident, \$2,200 nonresident. Trip Tickets required (see page 7).
Sell your catch directly to consumers within Louisiana	Fresh Products License	\$61 resident, \$300 nonresident. Any designated individual may purchase a Fresh Products - Other License for \$5 to sell directly to consumers. Trip Tickets required (see page 7). This license does not allow the sale of oysters.
Harvest commercially in Federal waters and travel through Louisiana State waters with harvested catch and/or commercial gear	Gulf Seafood Traversing & Offloading License	\$75 resident, \$800 nonresident. Any commercial fisherman harvesting commercially in Federal water may purchase this license to travel through Louisiana waters.

## Dealers, Retailers and Processors

To purchase, resell or process seafood products, bait, reptiles or amphibians in Louisiana, you must have one of the following licenses issued by LDWF, unless otherwise noted. You also must have additional licenses and/or permits to buy, sell or process some species (see each species section for details). If you only sell cooked seafood for immediate consumption by a consumer, you are exempt from license requirements but must still follow all reporting and records requirements. However, you must obtain a wholesale/retail license if selling raw seafood or sushi, or you transport the seafood to your business (must also have transport license).

If you:	You must have a/an:	Fees and notes:
Buy, acquire or handle seafood products or bait from licensed commercial fishermen or wholesale/retail seafood dealers from in or out of the state for sale or resale or for sale to consumers for personal or household use	Wholesale/Retail Seafood Dealer Business License OR Wholesale/Retail Seafood Dealer Vehicle License if selling from a vehicle	\$550 resident, \$2,200 nonresident. You may buy from licensed commercial fishermen and licensed wholesale/retail dealers in Louisiana and from out of state, or sell directly to consumers for personal or household use. When buying seafood products for which a permit is required (mullet, reef fish, spotted seatrout, shark, tuna, etc.), you may only buy from commercial fishermen who have the required permit. You may ship seafood products within and out of Louisiana to consumers for personal or household use. There are no restrictions on whom you may sell to. You are also licensed to transport fish. Trip Tickets required (see page 7). Restaurants and grocers are exempt from these license requirements if they only sell fully prepared seafood products for immediate consumption.
Buy, acquire, or handle seafood products from a licensed Louisiana wholesale/retail seafood dealer for sale to consumers for personal or household use	Retail Seafood Dealer Business License OR Retail Seafood Dealer Vehicle License if selling from a vehicle	\$167.50 resident, \$432.50 nonresident. You may only buy from licensed wholesale/retail dealers in Louisiana and only sell directly to consumers for personal or household use. You may ship seafood products within and out of Louisiana to consumers for personal or household use. To buy from out of state, you must have a Wholesale/Retail Seafood Dealer License (see above). Restaurants and grocers are exempt from these license requirements if they only sell fully prepared seafood products for immediate consumption.
Buy, acquire or handle for resale or sell any native reptiles or amphibians, including those reared in captivity	Reptile and Amphibian Wholesale/Retail Dealer License	\$220 resident, \$880 nonresident. Nonresidents may instead purchase a Three-Day Reptile and Amphibian Wholesale/Retail Dealer License (\$150; valid for three consecutive days). Licensed wholesale/retail seafood dealers are exempt from this license requirement. Trip Tickets required (see page 7).



## Transporters

To operate any commercial transport vehicle and load, unload or transport fish, reptiles or amphibians, you must have one of the following LDWF-issued licenses. Common carriers are exempt from these license requirements. In addition, transport license requirements do not apply to processed fish or fish products (drying to a point of dehydration, canning, salting, breeding and cooking for immediate consumption).

If you:	You must have a/an:	Fees and notes:
Are a licensed wholesale/retail seafood dealer delivering seafood with a Wholesale/Retail Business License	Seafood Transport License	\$83 per vehicle (residents and nonresidents); can only be purchased by a licensed Louisiana commercial fisherman or wholesale/retail seafood dealer; issued in the purchaser's name. If you're transporting fish under a transport license, you may not buy or sell and fish (unless working under a transport license purchased in connection with a wholesale/retail seafood dealer license and buying fish for and transporting such fish to the dealer to whom the license was issued). A dealer may purchase any number of transport licenses; transport licenses are freely transferable between vehicles, but the licensee remains responsible for all activities conducted under that license.
Are a licensed wholesale/retail seafood dealer delivering seafood with a Wholesale/Retail Vehicle License	No additional transport license necessary	
Are transporting a commercial fisherman's catch to a wholesale/retail dealer for sale	Seafood Transport License	
Ship seafood out of state	Wholesale/Retail Seafood Dealer License OR Seafood Transport License purchased with the dealer license	<ul style="list-style-type: none"> <li>• Dealer License: \$550 resident, \$2,200 nonresident</li> <li>• Seafood Transport License: \$83 for residents and nonresidents</li> <li>• An additional license is required to ship crabs out of state (see 'Additional Dealer Requirements' under 'Crabs' on page 13)</li> </ul>
Operate commercial transport vehicles and load, unload or transport reptiles or amphibians	Reptile and Amphibian Collector License, Reptile and Amphibian Wholesale/Retail Dealer License OR Reptile and Amphibian Transport License OR Wholesale/Retail Seafood Dealer Vehicle License OR Wholesale/Retail Seafood Business License, along with a Seafood Transport License	<ul style="list-style-type: none"> <li>• Collector License: \$55 resident/\$10 resident under age 18, \$420 nonresident.</li> <li>• Dealer License: \$220 resident, \$880 nonresident. Nonresidents may instead purchase a Three-Day Reptile and Amphibian Wholesale/Retail Dealer License (\$150; valid for three consecutive days).</li> <li>• Transport License: \$65/vehicle resident, \$250/vehicle nonresident; transferable between vehicles. Only licensed reptile and amphibian collectors or wholesale/retail dealers may purchase. Transport license holders may not buy/sell reptiles or amphibians unless buying on behalf of the dealer to whom the transport license was issued and transporting the purchase back to them.</li> </ul>
Import live viable oysters, regardless of life stage and ploidy, and intend to place those oysters or their progeny, regardless if they are contained or released, in Louisiana waters	Oyster Importation Permit	<ul style="list-style-type: none"> <li>• No fee.</li> <li>• Only oysters from the northern Gulf of Mexico will be considered for permitting.</li> <li>• Applications are considered on a case-by-case basis.</li> <li>• A copy of the permit, importation protocol, and Oyster Health Certificate must remain with the oysters during transport events into Louisiana.</li> <li>• The permittee must notify LDWF at least 48 hours in advance of each importation event.</li> </ul>

## Shipping Requirements

Seafood transporters must mark all vehicles used to transport seafood with the name and address of their company, plainly mark all shipments containing seafood products or bait, and attach records, tags, or certificates showing names of the buyer and seller and an itemized statement of the number of pounds of seafood or bait and the names of each kind or species of seafood or bait in the shipment. Bills of lading issued by a common carrier for shipments of seafood products or bait must state the number of packages that contain seafood products or bait and the date and names of the buyer and seller and include an itemized statement of the number of pounds of seafood or bait and the names of each kind or species of seafood or bait in the shipment. Shipments are subject to inspection while in transit and upon leaving the state.

Reptile and amphibian transporters must plainly mark all shipments containing reptiles or amphibians and attach tags or certificates showing names of the buyer and seller and an itemized statement of each kind of reptile or amphibian in the shipment. Bills of lading issued by a common carrier for shipments of reptiles or amphibians must state the number of packages that contain reptiles, or amphibians. Out-of-state shipments of reptiles or amphibians ordinarily used for human consumption must be registered at some port of exit and inspected.

## Additional Information

New retail seafood dealers should contact the state sanitarian in the parish they plan to operate to submit a building plan review questionnaire along with a detailed, scale-drawn floor plan of the facility. Once approved, your establishment will be inspected from one to four times a year, based on your risk category. Find your local sanitarian at: <http://new.dhh.louisiana.gov/index.cfm/page/394>.



# TRIP TICKETS

Contact: 225.765.2449 or [triptickets@wlf.la.gov](mailto:triptickets@wlf.la.gov)

## Trip Ticket Requirements

When a licensed commercial fisherman or reptile and amphibian collector sells or transfers his catch to a wholesale/retail seafood dealer or wholesale/retail reptile and amphibian dealer, he must present his license to the dealer for license verification and provide the dealer with information necessary to complete a commercial trip ticket. The dealer must record the sale or transfer on a three-part LDWF-issued trip ticket form and include the following information:

- The fisherman's or reptile and amphibian collector's name and license number
- The dealer's name and license number
- Transaction date
- Gear
- Vessel used
- Primary location of where the fish/reptiles/amphibians were caught
- Duration of the fishing trip
- Species identification
- Quantity and units of each species
- Size and condition of each species
- Unit price of each species

The commercial fisherman/reptile and amphibian collector and dealer must sign each trip ticket attesting that the information is correct. The dealer retains one part of the trip ticket, provides the commercial fisherman/reptile and amphibian collector with one part and submits one part to LDWF.

When a commercial fisherman sells his catch under a Fresh Products License, he must record all information required on the commercial trip ticket form, using his Fresh Products License number in place of the Wholesale/Retail Seafood Dealer License number. The commercial fisherman must sign each trip ticket attesting that the information provided is correct.

On or before the 10th of each month, Wholesale/Retail Dealers and Fresh Products License holders must submit to LDWF all trip tickets from the previous month. Dealers must also include a signed Monthly Submission Sheet certifying that the submitted trip tickets represent all of the dealer's transactions with commercial fishermen/reptile and amphibian collectors for that month. For more details, go to [www.wlf.la.gov/page/trip-tickets](http://www.wlf.la.gov/page/trip-tickets), call 225.765.2449 or email [triptickets@wlf.la.gov](mailto:triptickets@wlf.la.gov).

## Enforcement Requirements

Dealers, Fresh Products License holders, retailers, restaurants and grocers must keep records of the following and make them available for inspection by LDWF:

- Quantity and species of seafood products, bait, reptiles or amphibians purchased, date of purchase and full name and license and/or permit number of the commercial fisherman/reptile and amphibian collector, wholesale/retail dealer or out-of-state seller from whom they purchase the seafood products, bait, reptiles or amphibians
- Quantity and species of seafood products, bait, reptiles or amphibians sold, date of sale and name and license number of the buyer
- If selling to consumers, quantity and species of seafood products, bait, reptiles or amphibians sold, the date of sale and a statement that they were sold to consumers

If a commercial fisherman must have a special permit to harvest a species, records must indicate the commercial fisherman's permit number. If creel limits apply to a species, records must indicate the number by head count of such species.

Dealers with federal permits must report landings electronically through approved reporting methods every week. Go to [www.sefsc.noaa.gov/fisheries/dealers.htm](http://www.sefsc.noaa.gov/fisheries/dealers.htm) for more information.

## Electronic Trip Tickets

Free computerized trip ticket data entry software is also available for wholesale/retail seafood dealers and wholesale/retail reptile and amphibian dealers. This electronic trip ticket program completely replaces the paper ticket system, electronically collects and sends all information required by the state, tracks all monies owed and paid to commercial fishermen/reptile and amphibian collectors, tracks deductions, generates reports, prints checks, and exports data. Dealers must still mail LDWF a copy of their monthly submission sheet generated by the electronic program and a completed electronic signature log by the 10th of each month for the preceding month. If you're interested in using the electronic trip ticket program to enter and submit trip ticket information, please contact the Trip Ticket office at [triptickets@wlf.la.gov](mailto:triptickets@wlf.la.gov) or 225.765.2449.

## Additional Information

LDWF requires that records of seafood purchases and sales must be kept for three years, in English. When seafood is bought, you must record the quantity and species, the date purchased, and the name and license number of the fisherman or dealer from whom the purchase was made. Similarly, when seafood is sold, you must keep a record showing the quantity and species, the date, and the name and license number of the person to whom the seafood was sold (or that it was sold to a 'consumer').

If selling seafood by weight you must have a legal-for-trade scale, which must be inspected and certified annually (cost is \$35 up to 1,000 lbs).

# MEASURING FISH

Place the fish on its side on a flat board with its jaw closed:

- **Total Length** - Measure in a straight line from the tip of the snout to the extreme tip of the tail fin. Squeeze OR rotate the tail so you can determine the maximum length of the fish (Figure 1 and Figure 2).
- **Fork Length** - Measure in a straight line from the tip of the snout to the fork of the tail (Figure 3).
- **Curved Fork Length** - Measure tracing the contour of the body from the tip of the upper jaw to the fork of the tail (Figure 4).
- **Carcass Length** - Measure the curve from rear edge of gill opening to the front edge of the caudal keel (the ridge found just before the tail fin) (Figure 4).
- **Lower Jaw Fork Length** - Measure from the tip of the lower jaw to the midline of caudal fin. This measurement is used for billfish such as swordfish (Figure 5).

Figure 1: Squeezing




Figure 2: Rotating




Figure 3




Figure 4

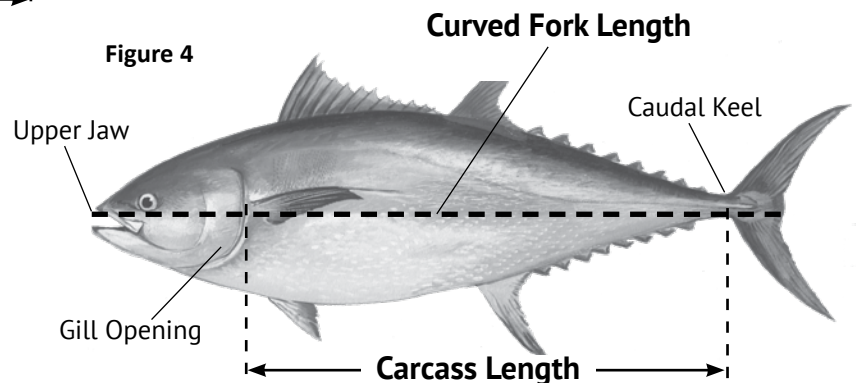



Figure 5



## Additional Licenses & Permits

In addition to the applicable licenses and permits listed on pages 3-6, you must have the following permits to participate in the following activities.

If you:	You must have a/an:	Fees and notes:
Harvest shrimp in federal waters	Federal shrimp permit issued by NOAA Fisheries	There is a moratorium on these permits; you may only apply for one if an original permit is transferred to you. View the current list of transferable permits at <a href="http://go.usa.gov/3FcW5">go.usa.gov/3FcW5</a> . Contact NOAA Fisheries at 877.376.4877 for more information.
Commercially harvest shrimp for live bait	Special Bait Dealer Permit	\$110 ( <i>see page 10 for additional details</i> )
Use or possess shrimp trawls, butterfly nets, skimmer nets or cast nets	Commercial Gear License for each piece of gear	\$25 resident, \$100 nonresident. You must have a license for each piece of gear. You must also pay an annual gear fee (\$10 resident, \$40 nonresident).

## Harvest Areas

Louisiana's state waters are divided into inside and outside waters. The "inside/outside line" separates these waters. It generally follows the coastline from the Louisiana/Texas state line to the Louisiana/Mississippi state line. Waters landward of the inside/outside line are inside or inshore waters; waters seaward of the inside/outside line out to three nautical miles are outside waters or the territorial sea. Inside waters are further divided by major estuarine basin. The Commission may amend the shrimp

line due to environmental changes. See the latest coordinates and maps at [www.wlf.louisiana.gov/page/shrimp-line](http://www.wlf.louisiana.gov/page/shrimp-line).

The Louisiana Legislature, the Commission and LDWF are responsible for managing the shrimp fishery in inshore waters and the territorial sea. The Gulf Council and NOAA Fisheries are responsible for federal waters.

## Seasons

You may only harvest shrimp during open shrimp seasons (unless you are permitted to harvest live bait under a Special Bait Dealer Permit). The Commission sets shrimp seasons for Louisiana's state waters by area according to scientific information about environmental and water conditions and the growth rates, distribution and abundance of shrimp. They also consider input from the industry and other stakeholders. In general, shrimp seasons by area are:

- **Inside:** Open when enough market-sized shrimp are available in these waters for harvest. The spring/brown shrimp season generally runs May to July. The fall/white shrimp season is generally open mid-August to mid-December; some waters stay open into January.

- **Outside:** Year-round, except from December or January to March or May in certain areas to protect small white shrimp and allow them to grow to market size. Through the authority given by the Commission, the Secretary can close these waters at other times of the year if necessary.
- **Federal Waters Off Louisiana:** Year-round.

Go to [www.wlf.louisiana.gov/page/shrimp-season](http://www.wlf.louisiana.gov/page/shrimp-season) for the most up to date information on Louisiana's shrimp seasons.

## Size/Possession Limits

There is no size limit for any shrimp harvested during the spring open season nor for brown or seabob shrimp harvested during any open season.

White shrimp is legal size when a pound of white shrimp equals 100 whole shrimp or less. You may not harvest sub-legal white shrimp, except from Oct. 15 through the third Monday in December. Also, when more than half of your catch is seabob or brown shrimp, no more than 10% (by weight) of your catch may be sub-legal size white shrimp.

## Legal Gear

You may only use trawls, butterfly nets, skimmer nets and cast nets to harvest shrimp during open seasons in Louisiana's waters.

## Bycatch Reduction Requirements

When fishing in federal waters, shrimp trawlers must install bycatch reduction devices (BRDs) in each trawl to reduce catch of non-targeted species. Go to [go.usa.gov/xKJ7k](http://go.usa.gov/xKJ7k) for more information. Email [Susan.Gerhart@noaa.gov](mailto:Susan.Gerhart@noaa.gov) or call 727.824.5305 with any BRD-related questions.

## Restricted & Closed Areas

Some areas, including wildlife refuges, wildlife management areas (WMAs) and habitat conservation areas, may be closed to certain gear types, methods and/or times of day and may have different possession limits. Some are closed to shrimping altogether. These restrictions and closures help protect developing shrimp populations and reduce conflicts among users. See [www.wlf.la.gov/subhome/commercial-shrimp](http://www.wlf.la.gov/subhome/commercial-shrimp) for details.



## Turtle Excluder Devices

State and federal law require all shrimpers fishing with powered or mechanically-retrieved otter trawls (except test nets with headrope lengths of 12 feet or less) to equip them with turtle excluder devices (TEDs), which allow incidentally captured turtles to escape the nets.

In lieu of TEDs, shrimpers fishing with no power or mechanized retrieval system, some bait shrimpers, and test trawls must limit their tow times to 75 minutes from Nov. 1 - March 31 and 55 minutes from April 1 - Oct. 31 to reduce potential impacts on sea turtles. A tow time is measured from the time that the trawl door enters the water until it is removed from the water. For a trawl that is not attached to a door, the tow time begins at the time the cod end enters the water and ends at the time the cod end is emptied of catch on deck.

Regulation (84 FR 70063) adopted in December 2019 requires a pusher-head trawl or a wing net, or has a skimmer trawl on a vessel equal to or greater than 40 feet (12.2 m) in length as indicated on the vessel's state vessel registration or U.S. Coast Guard vessel documentation to use TEDs by Feb. 1, 2022. TEDs are required to be installed in skimmer trawls, where the space between deflector bars and the deflector bars and the TED frame must not exceed 3 inches (7.6 cm).

For a pusher-head trawl or a wing net, or has a skimmer trawl on a vessel less than 40 feet (12.2 m) in length, the tow time restriction was revised to mandate that the tow time begins when the cod end enters the water and ends at the time the cod end is emptied on the deck. Additional regulations are currently being considered by NOAA, which would require TEDs in a pusher-head trawl or a wing net, or skimmer trawls on a vessel less than 40 feet in length.

Go to [go.usa.gov/xKJ74](https://www.go.usa.gov/xKJ74) for the latest TED regulations and guidelines for complying with them. Email [Michael.Barnette@noaa.gov](mailto:Michael.Barnette@noaa.gov) or call 727.551.5794 with any TED-related questions.

## Shrimper/Crab Trap Interactions

If you catch an unserviceable crab trap, you must keep it on your vessel and properly dispose of it onshore. If you catch a serviceable crab trap without a float, return it to the water with a common float (a white, plastic, one-gallon or larger bleach bottle).

## Shrimp Excise Tax

**Effective November 15, 2021, Louisiana will not collect Shrimp Excise Tax.**

## Live Bait Shrimp

To commercially harvest shrimp for live bait, you must have a Special Bait Dealer Permit, which allows you to harvest shrimp for bait at any time. The requirements for this permit include:

- A permit application and fee.
- \$1,000 cash bond, which must be forfeited if anyone associated with the permit violates any of the permit requirements or any commercial fishing laws and regulations.
- Background check for previous wildlife or fisheries violations.
- Inspection of live bait holding facilities (onshore and on vessel).
- Proper signage on the vessel identifying that the vessel is working under the bait permit.
- Public notice that live bait is available.
- Use of an approved, fully operational vessel monitoring system (VMS) onboard the vessel if harvesting bait shrimp at night.
- Recordkeeping and reporting.

You may only use the following gear under this permit:

- One trawl no more than 25 feet along the cork line and 33 feet along the lead line.
- Two skimmer nets with individual nets no more than 16 feet measured horizontally, 12 feet measured vertically or 20 feet measure diagonally.
- The Louisiana Wildlife and Fisheries Commission (LWFC) approved a Notice of Intent delaying the Dec. 31, 2023 sunset for the amended gear regulations under the Special Bait Dealer's Permit through the 2026 commercial fishing season. The delayed sunset will become effective Dec. 20, 2023, before the current sunset lapses, and will allow the LWFC to obtain additional data over the next three-year study period. After the study period, the LWFC will determine if there will be permanent changes to the Special Bait Dealer's Permit.
- Gear regulations under the amended Rule are the following:
  - One trawl measuring 50 feet long and less along the cork line and 66 feet long or less along the lead line. Mesh size must be at least 5/8-inch bar or 1.25 inches stretched and 3/4-inch bar or 1.5 inches

stretched during the fall inshore shrimp season from the western shore of Vermilion Bay and Southwest Pass at Marsh Island to the Atchafalaya River.

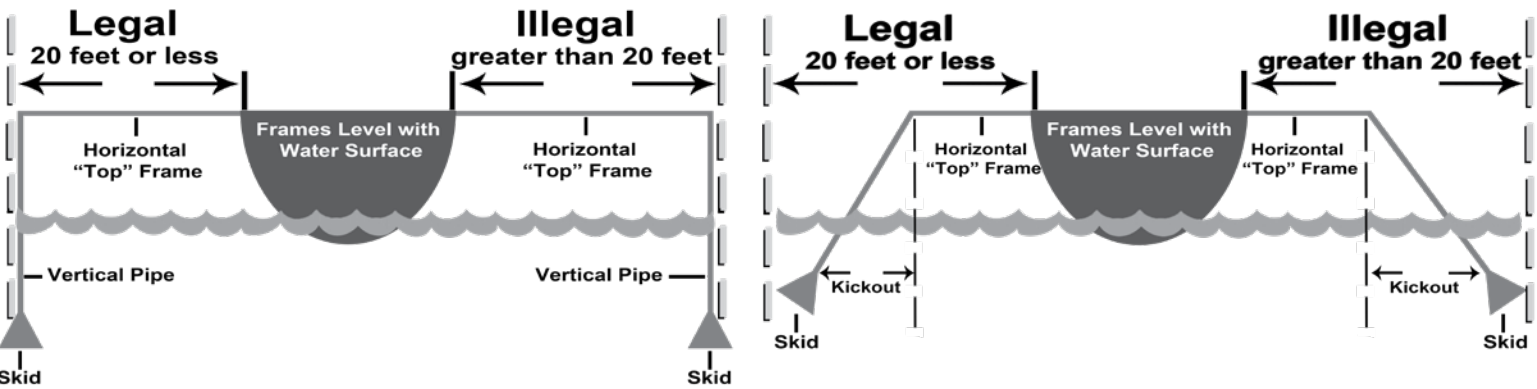
- Double skimmer nets may have an opening circumference of no more than 72 feet for each net and a maximum lead line length of 33 feet. Skimmer nets may be mounted to the horizontal net frame at any distance from the gunwale of the vessel as long as the mounting distance and horizontal length of the net frame does not exceed 20 feet from the gunwale. Mesh size must be at least 5/8-inch bar or 1.25 inches stretched and 3/4-inch bar or 1.5 inches stretched during the fall inshore shrimp season from the western shore of Vermilion Bay and Southwest Pass at Marsh Island to the Atchafalaya River
- Trawl and skimmer vessels operating under a special bait dealer's permit must adhere to a tow time not exceeding 15 minutes. Tow times are measured from the time the codend enters the water until it is completely removed from the water. The net must be completely emptied of catch on the deck after the codend is removed from the water.

For more information, visit [www.wlf.la.gov/page/buyer-dealer-retailer-processor-and-transporter-licenses-and-permits](https://www.wlf.la.gov/page/buyer-dealer-retailer-processor-and-transporter-licenses-and-permits).

Gear Requirements

TRAWLS	
Mesh	Must be at least 5/8-inch bar or 1.25 inches stretched mesh. Must be at least 3/4-inch bar or 1.5 inches stretched mesh during the fall inshore shrimp season from the western shore of Vermilion Bay and Southwest Pass at Marsh Island to the Atchafalaya River.
Size and Number	<ul style="list-style-type: none"><li>• <b>Inside Waters:</b> Regulations permit one trawl measuring 50 feet long or less along the cork line and 66 feet long or less along the lead line; two trawls not exceeding 25 feet each along the cork line and 33 feet along the lead line, with trawl doors no more than 8 feet long and 43 inches high; OR two trawls not exceeding 25 feet each along the cork line and 33 feet along the lead line, with no more than two outer trawl doors no larger than 8 feet long and 43 inches high and no more than two inner sled doors. Each vessel may also pull a test trawl.*</li><li>• <b>Outside Waters:</b> A vessel's nets may not exceed a total of 130 feet of cork line and 165 feet of lead line, in addition to one test trawl.*</li><li>• <b>Breton and Chandeleur Sounds:</b> Regulations permit two trawls, each measuring no more than 65 feet long along the cork line and no more than 82 feet long along the lead line, plus one test trawl.*</li><li>• <b>Federal Waters:</b> Up to four trawls of any size plus one test trawl.</li></ul> <i>*A test trawl is no more than 16 feet long along the cork line or 20 feet long along the lead line.</i>
BUTTERFLY AND SKIMMER NETS	
Mesh	Must be at least 5/8-inch bar or 1.25 inches stretched mesh. Must be at least 3/4-inch bar or 1.5 inches stretched mesh during the fall inshore shrimp season from the western shore of Vermilion Bay and Southwest Pass at Marsh Island to the Atchafalaya River.
Size and Number	<ul style="list-style-type: none"><li>• A single stationary butterfly net may measure no more than 22 feet vertically or horizontally.</li><li>• Individual nets of double butterfly nets may measure no more than 12 feet vertically or horizontally, unless used on a vessel, in which case they may measure no more than 12 feet vertically by 16 feet horizontally.</li><li>• Double skimmer nets may have an opening circumference of no more than 72 feet for each net and a maximum lead line length of 33 feet.</li></ul>
Other	<ul style="list-style-type: none"><li>• Butterfly nets may be mounted no more than 24 inches from the side of the vessel.</li><li>• Skimmer nets may be mounted to the horizontal net frame at any distance from the gunwale of the vessel as long as the mounting distance and horizontal length of the net frame does not exceed 20 feet from the gunwale.</li><li>• You may not tie individual nets together.</li><li>• No sweeper devices, leads, extensions, wings or other attachments.</li><li>• You must mark butterfly nets with a tag listing your name, address and net license number when using them in East and West Passes of the Calcasieu River, Grand Bayou and in Oyster Bayou (all within Cameron Parish only); if found unmarked, these nets will be seized by LDWF agents or other authorized employees. This tag must be attached to the net, frame or any other part directly attached to the net or frame and must be visible above the water at all times. Letters must be at least 3 inches high and of appropriate width to make it visible and readable.</li></ul>

Example of Legal and Illegal Skimmer Net Frames



## Legal Gear

You may only use the following gear to harvest crabs in Louisiana waters:

- Crab traps
- Crab drop nets
- Trawl, skimmer and butterfly nets\*
- Trotlines, handlines and bushlines
- Dip and cast nets

*\*You may only use trawls and butterfly and skimmer nets to harvest crabs during open shrimp seasons and must abide by commercial shrimping regulations.*

You may not use dredges to intentionally harvest crabs.

## Commercial Gear License

In addition to the applicable licenses and permits listed on pages 3-6, you must have the following Commercial Gear Licenses to use or possess commercial fishing gear:

- Any legal number of crab traps\*: \$50 resident, \$200 nonresident
- Each butterfly, skimmer or trawl net: \$25 resident, \$100 nonresident, plus an annual gear fee (\$10 resident, \$40 nonresident)
- Other Saltwater Gear license is required when harvesting crab with drop nets, trotlines, handlines, bushlines, dip nets, and cast nets: \$50 resident, \$200 nonresident

*\*Any commercial fisherman applying for a Commercial Crab Trap Gear License must have either (1) possessed a valid Commercial Crab Trap Gear License in any two of the following years: 2011, 2012, 2013 and 2014; or (2) possessed a valid Wholesale/Retail Seafood Dealer License and can demonstrate crab landings through trip ticket submissions during any two years between 2011 and 2014. Otherwise, they must first enroll in and complete a crab industry professionalism program. See [www.wlf.louisiana.gov/page/mandatory-crab-trap-license-training](http://www.wlf.louisiana.gov/page/mandatory-crab-trap-license-training) for details.*

## Seasons

The Louisiana Legislature, the Commission and LDWF are responsible for managing the blue crab fishery in inshore waters and the territorial sea. The Commission has the authority to prohibit the use of crab traps or the take of blue crab if biological data indicate that the blue crab stock is overfished or experiencing overfishing, or if the blue crab stock or fishing mortality is below the precautionary benchmarks set in the stock assessment for three consecutive years.

The Commission may also prohibit the use of crab traps in certain areas for short periods of time to remove lost or abandoned traps through the Derelict Crab Trap Removal Program. Visit [www.wlf.louisiana.gov/page/derelict-crab-trap-removal](http://www.wlf.louisiana.gov/page/derelict-crab-trap-removal) for the latest information.

## Size Limits

Any commercial fisherman identified as having sold undersized crabs to a wholesale/retail dealer will be subject to penalties for taking and possessing undersized crabs.

**Hard Shell Crabs:** You may only harvest crabs 5 inches carapace width or wider. Since at least half of the crab population has sexually matured at this size, this minimum size limit helps ensure crabs are able to reproduce and replace those that are harvested. You must immediately return crabs smaller than 5 inches wide back to the water without injury.

**Immature Female Crabs:** The commercial harvest of immature female blue crab is banned, except when an immature female is in the pre-molt stage and is being held for processing as soft shell crab or sold to a processor for making soft shell crab.

**Pre-molt Crabs\*:** You may harvest pre-molt crabs smaller than 5 inches carapace width under the following conditions:

- You are holding them for processing as soft shell crabs OR
- You are selling them to a processor for making soft shell crabs, have properly identified them as pre-molt crabs and are holding them in a separate container marked “peelers” or “busters.”

*\*Pre-molt crabs are crabs showing signs of molting; the first sign is a white line on the back paddle fin.*

**Stone Crabs:** You may only harvest stone crab claws. The claws must measure at least 2.75 inches from the tip of the claw to the base of the joint. You may only transfer legal size stone crab claws from a vessel to the shore. You may keep whole stone crabs on a vessel until you have removed their claws; then you must immediately return the crabs to the waters where you harvested them.

## Possession Limits

**Egg-bearing Crabs:** You may not harvest any female crabs in the berry stage (when they are carrying eggs or young attached to the abdomen). You must immediately return all crabs in the berry stage to the water without injury to protect this next generation of crabs. However, a legally licensed commercial fisherman may have, in the fisherman’s workbox only, an incidental take of not more than 2% total crabs in the berry stage.

**Immature Female Crabs:** No more than 5% of a random sample of 50 crabs from each crate (or group of crabs equivalent to one crate) in your possession may be incidentally harvested immature female crabs.

**Undersized Crabs:** No more than 10% of a random sample of 50 crabs from each crate (or group of crabs equivalent to one crate) in your possession may be incidentally harvested undersized crabs.

**Whole Stone Crabs:** You may only harvest stone crab claws; you may possess one incidentally harvested whole stone crab per crate of blue crabs (or group of blue crabs equivalent to one crate).

## Tagging Requirements

You must tag, mark or otherwise identify any crabs you sell with your name, license number and the date you harvested the crabs.

## Bycatch Limits

You may retain for personal consumption up to 25 finfish in aggregate caught as bycatch in crab traps per vessel per day. However, you may not keep any freshwater gamefish, red drum or spotted seatrout. Any fish you keep are still subject to recreational size and possession limits.

If you have a gear license which allows you to take finfish for commercial purposes, you may keep any finfish you catch under this license, up to the commercial possession limit for that fish. You do not have to separate this catch from the bycatch described above.



## Crab Trap Requirements

<b>Night Restrictions</b>	You may not bait, tend, check or remove crab traps, their contents, lines, buoys or markers in public waters from 1/2-hour after legal sunset until 1/2-hour before legal sunrise.
<b>Trap Placement</b>	You must place your traps so vessels can safely navigate waters. Do not set them in navigable channels or entrances to streams.
<b>Unserviceable Traps</b>	<ul style="list-style-type: none"> <li>You must properly dispose of unserviceable crab traps back at the dock to reduce the risk and potential impact of derelict traps.</li> <li>If you retrieve a trap with a Commission-approved common float, you must return that float to any shrimper for reuse.</li> </ul>
<b>Damage to or Destruction of Traps</b>	Unless you are the crab trap licenseholder (or his agent), you may not intentionally damage or destroy a crab trap, attached floats or lines or its contents.
<b>Trap Identification</b>	You must mark your traps with a plastic bait box cover or a 1/2-inch stainless steel, self-locking tag (LAC 76:VII.345) attached to the center of the trap ceiling to identify the owner of the trap. Either one must be legibly engraved or embossed with your Commercial Fisherman License number.
<b>Floats and Float Lines</b>	<ul style="list-style-type: none"> <li>You must mark all crab traps with a solid float, 6 inches in diameter or larger, attached with a non-floating line, 1/4 inches in diameter or larger. You do not have to mark traps with a float and line in areas designated as freshwater north of the northern bank of the Intracoastal Waterway and west of LA Highway 70 and those areas located on the eastern side of the Mississippi River and inland from the saltwater line, unless you're placing the trap in a lake.</li> <li>You may attach crab traps to a trotline attached to a non-floating line and a visible float measuring at least 6 inches in diameter or 1/2 gallon in volume. You must register each trap on a trotline with LDWF and tag it with your Commercial Fisherman License number.</li> </ul>
<b>Escape Rings</b>	<ul style="list-style-type: none"> <li>Each crab trap shall have a minimum of three escape rings. All escape rings shall be placed on the vertical, outside walls. A minimum of two escape rings shall be located in the upper chamber flush with the baffle. A minimum of one escape ring shall be located in the lower chamber no greater than one mesh length from the trap floor. As of July 1, 2022, all escape rings shall be located no greater than one mesh length from the corners. The minimum sizes of the rings shall be 2-3/8 inches in inside diameter, not including the ring material. The rings shall be rigid and attached to the trap with material of an equal or smaller diameter than the wire strands of the trap. However, escape rings are not required on any crab trap constructed of wire mesh 2-5/16 inches square or greater.</li> <li>Except from April 1 - June 30 and from Sept. 1 - Oct. 31, escape ring openings shall not be obstructed with any material that prevents or hampers exit of crabs.</li> </ul>
<b>Metal Tackle and Traps</b>	You may not use metal tackle or metal crab traps in any of the public waters north of the Intracoastal Waterway in the Calcasieu River, in any body of water of the Calcasieu River System north of the Intracoastal Canal, or in Vermilion Bay from Cypremort Point one mile offshore to Blue Point.
<b>Closed Area</b>	You may not use crab traps in the Tchefuncte River.

## WMAs & Refuges

Commercial crabbing is permitted in:

- Atchafalaya Delta WMA, except in the Limited Access Areas from September to January each year.
- Pass-a-Loutre WMA, except in the Limited Access Areas from September to January each year.

Commercial fishing is prohibited in:

- Elmer's Island
- Isle Dernieres Barrier Islands Refuge
- Rockefeller, State Wildlife and Marsh Island Refuges
- Salvador/Timken WMA
- Pointe-aux-Chenes WMA (Except commercial fishing on Pointe-aux-Chenes WMA is allowed in Cutoff Canal). All nighttime activities prohibited.

## Derelict Crab Traps

Derelict crab traps are traps that have been discarded, lost or abandoned. Derelict crab traps can "ghost fish" and continue to capture blue crabs and other species. They can also create a navigational hazard for boats and become entangled in other fishing gear such as shrimp nets.

Funded in part by the sale of Louisiana crab fishing licenses, a volunteer-based Derelict Crab Trap Removal Program was initiated in 2004 to remove derelict crab traps and reduce their potential impacts. Every year, the Commission prohibits the use of crab traps in certain areas for short

periods of time to remove lost or abandoned traps through this program. Any crab trap found in these areas of the state when the Commission has prohibited their use shall be considered abandoned and may be removed by persons authorized by the Commission. Since the program began, volunteers have helped remove more than 55,000 traps. The program also collects data on the number and types of animals found in recovered traps. Go to [www.wlf.louisiana.gov/page/derelict-crab-trap-removal](http://www.wlf.louisiana.gov/page/derelict-crab-trap-removal) for information on current crab trap removal closures.

## Additional Dealer Requirements

<b>If you:</b>	<b>You must have a/an:</b>	<b>Fees and notes:</b>
Are a licensed wholesale/retail seafood dealer exporting (or attempting to export) any crabs or crabmeat outside of Louisiana	Wholesale Out-of-State Crab Shipping License	\$170 for residents and nonresidents. This license includes retailers.
Own or operate a soft shell crab shedding facility	Wholesale/Retail Seafood Dealer License	\$400 resident, \$1,652.50 nonresident. On or before the 10th of every month, you must report to LDWF how much soft shell crab you produce. Go to <a href="http://www.wlf.la.gov/fishing/trip-ticket">www.wlf.la.gov/fishing/trip-ticket</a> or call 225.765.2399 for more details.

# OYSTER

Contact: Robert Caballero (Oyster Program), 504.286.4054, rcaballero@wlf.la.gov | Louis Temento (Oyster Lease Program), 504.284.5273, ltemento@wlf.la.gov | Denise Kinsey (Oyster AOC Program), 225.765.0175, dkinsey@wlf.la.gov

## Additional Licenses & Permits

In addition to the applicable licenses and permits listed on pages 3-6, you must have the following permits to participate in the following activities.

If you:	You must have a/an:	Fees and notes:
Are the captain of commercial vessel harvesting or possessing oysters	Oyster Harvester License	\$100 resident, \$400 nonresident; see Mandatory Oyster Harvester License Training Requirements below.
Are in charge of an oyster cargo vessel	Oyster Cargo Vessel Permit	\$250 resident, \$1,105 nonresident; permit holders must have a vessel monitoring system (VMS) acceptable to LDWF's Law Enforcement Division.
Harvest oysters from Calcasieu Lake	Calcasieu Lake Oyster Harvester Permit	No fee
Take and carry oysters from public oyster seed grounds and/or reservations (not including those in Calcasieu Lake)	<ul style="list-style-type: none"> <li>Public Oyster Seed Ground Vessel Permit</li> <li>Public Oyster Seed Ground Gear Permit</li> </ul>	<p>\$50 resident, \$200 nonresident; Public Oyster Seed Ground Vessel Permit: issued in the name of the vessel owner; identifies the permitted vessel; cannot be sold, exchanged, or transferred to another account. LDWF is currently prohibited by law from accepting applications for new permits but will be accepting them once a professionalism program is developed.</p> <p>\$200 resident, \$800 nonresident; Public Oyster Seed Ground Gear Permit is an extension of the vessel permit, a person onboard the permitted vessel shall be in possession of this gear permit and it allows for harvest of oysters from public seed grounds using a single scraper, tongs or by hand; a second scraper can be used but requires an additional gear permit; a maximum of 2 scrapers per vessel.</p> <p><b>No oyster harvest allowed in Sabine Lake.</b></p>
Harvest oysters from a private lease in Louisiana and land them outside of Louisiana	Out-of-State Oyster Landing Permit	\$100 resident and nonresident; permit is valid for one calendar year; apply in person at LDWF; permit holders must have a VMS acceptable to LDWF's Law Enforcement Division.
Grow oysters in cages, on- or off-bottom, on permitted state-owned or private water bottoms for commercial harvest	<ul style="list-style-type: none"> <li>Alternative Oyster Culture (AOC) Permit</li> <li>Oyster Harvester License</li> <li>Commercial Fisherman License</li> <li>LDH Shellstock Dealer AQ permit (listed below)</li> <li>HACCP (listed below)</li> </ul>	Application fee is \$100; permits are granted for a 10-year period. You must be 18 years old and a Louisiana resident (or a corporation organized in Louisiana). You must also have a Coastal Use Permit (CUP) from the Louisiana Department of Natural Resources (DNR) as well as a Section 10 and/or Section 9 Obstruction to Navigation Permit and Section 404 Fill Permit from the U.S. Army Corps of Engineers. See Alternative Oyster Culture Guidelines.
Import live viable oysters, regardless of life stage and ploidy, and intend to place those oysters or their progeny, regardless if they are contained or released, in Louisiana waters	Oyster Importation Permit	No fee. Only oysters from the northern Gulf of Mexico will be considered for permitting. Applications are considered on a case-by-case basis. A copy of the permit, importation protocol, and Oyster Health Certificate must remain with the oysters during transport events into Louisiana. The permittee must notify LDWF at least two business days in advance of each importation event.
Use or possess oyster scrapers (dredges) or tongs	Commercial Gear License for each piece of gear	<ul style="list-style-type: none"> <li>Each scraper: \$50 resident, \$400 nonresident</li> <li>Each tong: \$50 resident, \$400 nonresident</li> </ul>
Are a restaurant or grocer selling raw oysters	Wholesale/Retail Seafood Dealer License	\$550 resident, \$2,200 nonresident
Buy oysters in Louisiana from commercial fishermen/harvesters for sale or resale	LDH Shellstock Dealer or Shucker-Packer Permit and LDH Retail Permit (plus a Wholesale/Retail Seafood Dealer License; see pages 3-6). Trip tickets required (see page 7).	<p>LDH permit fees range from \$100 to \$500, depending on gross annual sales. Contact an LDH office or inspector to obtain a permit:</p> <ul style="list-style-type: none"> <li>Jennifer Armentor: 225.342.7653</li> <li>Chris Lemaire: 225.342.7540</li> </ul> <p>Oyster dealers must have and implement a written Hazard Analysis Critical Control Point (HACCP) plan.</p>
Shuck oysters to sell to another dealer for resale	LDH Shucker-Packer Permit (plus a Wholesale/Retail Seafood Dealer License; see pages 3-6)	
Buy oysters from commercial fishermen/harvesters to ship or reship them	LDH Shellstock Shipper or Reshipper Permit (plus a Wholesale/Retail Seafood Dealer License; see pages 3-6). Trip tickets required (see page 7)	
Buy oysters only from wholesale/retail dealers	LDH Distribution and Reshipping Permit (plus a Wholesale/Retail Seafood Dealer License; see pages 3-6).	
Are a seafood retailer shucking oysters for sale to the public	LDH Retail Permit (plus a Wholesale/Retail Seafood Dealer License; see pages 3-6).	

## Oyster Harvester License Training Requirements

ALL oyster harvesters must complete an online oyster harvester education course **BEFORE** applying for their license. Harvesters must take this training every three years.

Go to [www.wlf.la.gov/mandatory-oyster-harvester-training](http://www.wlf.la.gov/mandatory-oyster-harvester-training) and click “Oyster Harvest Training.” Enter your first name, last name, email (optional), the last four digits of your social security number and your Commercial Fisherman License number. Watch the video and answer a minimum of 80% of the questions correctly to pass. The training takes about 1 hour. A certificate of completion will be sent to your email and recorded with LDWF. It takes 24 to 48 hours for the system to update, so be sure to finish the video at least three days before you apply for a license. If you don’t have a computer with internet connection at home, try your local public library.

## Closed Areas

LDH may close oyster areas for public health reasons. Call 800.256.2775 or 225.342.7653 for more information. If LDWF finds a vessel harvesting oysters within an unapproved or closed area, LDWF will deem all oysters on board the vessel to have been taken from that area, seize the oysters and return them to the water. LDWF may also revoke the oyster harvester’s license(s). Go to [ldh.la.gov/index.cfm/page/629](http://ldh.la.gov/index.cfm/page/629) for more information.

## Seasons & Times

**Public Areas:** Generally open from the first Wednesday after Labor Day in September for seed oysters and the second Monday in October for market oysters through April 30 of the following year. The Commission may open and close the season when biological data indicate a need. Go to [www.wlf.la.gov/fishing/oyster-season](http://www.wlf.la.gov/fishing/oyster-season) for the latest information.

**State-issued Leases and Privately-owned Water Bottoms:** A lessee or his agent may fish oysters on the lease at any time unless it is closed by LDH.

**All Areas:** No harvest from 1/2-hour after sunset to 1/2-hour before sunrise.

## Gear Restrictions

**Public Areas:** You may harvest oysters with scrapers, tongs, and by hand. Scrapers may be no wider than 54 inches measured along the tooth bar and weigh no more than 175 pounds. Scraper teeth may be no longer than 5 inches and must be spaced at least 2.25 inches, measured from the center of a tooth to center of the adjacent tooth. A tooth may be no larger than 11/16 inches in diameter. The scraper bag must be single mesh with a minimum mesh size of 3 inches stretched. Vessels may not use more than two scrapers at one time. Vessels may not use any scraper attachment intended to increase downward pressure. Oyster tongs shall be made as a grasping device consisting of two pieces joined by a pivot or hinged like scissors used for picking up objects.

**State-issued Leases and Privately-owned Water Bottoms:** A lessee or his agent may use any gear as long as it does not impair or destroy the water bottom.

**Calcasieu Lake:** You may harvest oysters by hand or hand tongs only. Scrapers are prohibited. Commercial vessels must be self-propelled (travelling under their own power).

**Sabine Lake:** No oyster harvest allowed.

## Size & Possession Limits

**Public Areas:** Oysters harvested for market must measure 3 inches or larger from hinge to mouth. All undersized oysters and any shell and/or cultch material shall be immediately returned to the waters from which they were taken. Sacks of market oysters from public oyster areas may contain no more than 15% undersized oysters and shell and/or cultch. Size limit does not apply if a fisherman is lawfully removing seed oysters from public grounds. The harvest of seed oysters from a public ground or reservation shall be for the purpose of moving the live oyster resource. The removal of more than 15% of non-living reef material in bedding loads is prohibited. All vessels shall allow on-board inspection and sampling of seed oyster loads by LDWF biologists and/or agents. You may harvest no more than the sack limit set by the Commission.

**State-issued Leases and Privately-owned Water Bottoms:** No size or possession limit.

**Calcasieu Lake:** You may harvest no more than the sack limit set by the Commission. Call LDH line at 800.256.2775 for conditional status.

Go to [www.wlf.la.gov/fishing/commercial-oyster](http://www.wlf.la.gov/fishing/commercial-oyster) for the latest information.

## Unlawful Removal of Oysters or Signs

You may not take, carry away or attempt to take or carry away any oysters, shell or cultch from a leased area without the lessee’s permission. You may not remove or alter any stake, monument, bounds, buoy, sign or other designation of bedding or propagating grounds placed by LDWF or in accordance with regulations.

## Cleanliness of Shellfish Vessels

You must wash decks, holds or bins used for storing shellfish daily. Unless exempted in writing by LDH, you must have a suspended awning (tarp) on your vessel to protect shellfish from direct exposure to sun, birds and other conditions. It must be between 1 and 7 feet high and extend to the outer edges of the vessel.



## Sewage Disposal on Shellfish Vessels

Vessels without an LDH-approved sewerage system must have waste receptacles with tight fitting lids, labeled “FOR HUMAN WASTE ONLY” with letters at least 1.5 inches tall and with a capacity of at least 2 gallons per person on the vessel. You must dispose of the contents of such receptacles through a municipal sewer system, incineration or burial in the ground.

## Alternative Oyster Culture (AOC) Guidelines

Alternative Oyster Culture permit holders must place and maintain:

- Markers along the boundaries of the permit area, at intervals of 75 feet, between 3 and 12 feet above the water level.
- Markers along the boundaries of the areas where alternative oyster culture facilities or equipment are actually located, at intervals of 20 feet, between 3 and 12 feet above the water level.
- Buoys conforming to U.S. Coast Guard markings at all corners of the permit area and the areas where alternative oyster culture equipment or facilities are actually located and midway between the corners if separated by more than 1,000 feet.

In addition, a tag with the Alternative Oyster Culture permit number must be permanently attached to each buoy, main cage, bag, float or other structure used for alternative oyster culture activities.

**Before Applying for an AOC Permit:** You must first obtain a Coastal Use Permit from the Louisiana Department of Natural Resources. For more information, call 800.267.4019 or visit LDNR’s website. Other permits, permissions, or approvals that may be needed for your Alternative Oyster Culture Permit, will generally be identified through the Coastal Use Permit process.

You should also confirm the availability of your leased area for permitting, as there are some restrictions regarding areas for which Alternative Oyster Culture Permits may be granted. Contact Denise Kinsey with LDWF’s Oyster Program Section at [dkinsey@wlf.la.gov](mailto:dkinsey@wlf.la.gov), 225-765-0175.

Be sure to provide your name and lease number. LDWF can provide a standard oyster lease plat showing the lease boundary and the areas within the lease designated for AOC activity upon request. Check our website for more information: [www.wlf.la.gov/page/alternative-oyster-culture](http://www.wlf.la.gov/page/alternative-oyster-culture).

## Oyster Harvest Tags

If you take oysters from Louisiana state waters for sale, you must identify sacks and other packing containers used to hold in-shell oysters with official oyster harvest tags purchased from LDWF. The color of the tag depends on the intended use of the oysters (white for raw consumption in and outside of Louisiana, pink for raw consumption only in Louisiana or green for shucking or post-harvest processing). Tags are identified with and traceable to your license (see page 17 for more information).

You must complete all information on the tag, including:

- Dealer’s name, address, certification number assigned by LDH and the original oyster shipper’s number, if different.
- Harvester’s identification number assigned by LDWF.
- Date and area of harvest.
- Type and quantity of oysters.

If you sack or package oysters on your vessel, you must tag them prior to removing them from the vessel. If you sack or package oysters at the dock, you must tag them immediately upon arriving at the dock prior to shipping them. If you harvest from more than one area on a given day, you must sack or package and tag the oysters from one area before moving on to the next.

Dealers must keep oyster harvest tags affixed to each container of in-shell oysters until the container is shipped or emptied for washing, grading or packing. Dealers must retain all tags for at least 90 days.

It is illegal to possess untagged sacks or containers of oysters (other than on board the vessel or at the dock prior to shipment) - untagged or improperly tagged sacks or containers will be considered to have been taken from polluted waters, deemed a health hazard and seized and destroyed. You may not sell for resale untagged sacks or containers of oysters.

## Harvesting Oysters for Raw Consumption

If you harvest oysters for raw consumption, you must have a HACCP plan. Your time/temperature log sheet must document the time harvest began for each lot of oysters and the time you refrigerated each lot. Log sheets for pink tag oysters must be separated from log sheets for oysters intended for shipment outside of Louisiana. Harvesters must note on log sheets for pink tag oysters that the oysters are “For Intrastate Shipments Only.” If your harvest vessel is equipped with refrigeration capabilities, you must provide documentation to the original dealer that you have met the time and temperature requirements.

You must attach an LDH- and LDWF-approved tag on all containers holding in-shell oysters, with the corresponding lot identification number or character printed legibly on the tag, prior to refrigerating them. You must record the number of sacks contained within each lot immediately after refrigerating the oysters.

## General Refrigeration Requirements

You must place all harvested in-shell oysters under mechanical refrigeration at an air temperature of 45°F or less (measured 12 inches from the blower). Oysters must be refrigerated within two hours of being offloaded from the harvest vessel onto the dock. Total harvest to refrigeration time must not exceed the time/temperature requirements specified on page 17. If you offload oysters from the harvest vessel to an oyster cargo vessel, oysters must be refrigerated within the times specified on page 17.

In-shell oysters must be maintained at or below 45°F throughout all levels of commerce. You must meet additional refrigeration requirements (see page 17), depending on the oysters’ intended use (raw consumption, processing, etc.).

Any oysters that do not meet refrigeration requirements may not be used for raw consumption; only certified dealers may use them for shucking or post-harvest processing.

Oysters should not be in standing water at any time.

## Time/Temperature Log Sheet

Both the harvester and the first certified dealer must complete time/temperature log sheets to document compliance with refrigeration requirements. Harvesters and dealers must maintain the log sheets for one year (two years for frozen oysters) and make them available for inspection by LDH, LDWF and the U.S. Food and Drug Administration (FDA). Harvesters must keep log sheets for the current and previous 15 days aboard their vessel. (Exception: Time/temperature log sheets are not required for harvest in the West Cove Conditional Management Area or the Lower Calcasieu Lake Conditional Management Area, both located in Cameron Parish.)

**Harvester Instructions:** Before harvesting oysters, legibly document the following:

- Your boat name/number
- Your name and harvester license number
- Harvest area/lease number
- Time harvesting begins
- Whether oysters will be bedded, shucked, relayed or other (explain)
- Your signature and date

After harvesting oysters and prior to leaving the harvest area, record the time harvesting ended and the total number of sacks harvested. If you declare sacks of oysters for shucking and half-shell, distinguish those oysters from each other by placing the appropriate tag on the sack prior to leaving the harvesting area.

**Certified Dealer Instructions:** Legibly document the following:

- Temperature of the cooler where oysters are being stored when they begin to be offloaded from the harvesting vessel
- Time and temperature of the cooler when the last sack or container of oysters is removed from the harvest vessel and placed in the cooler. Make this entry immediately upon removal of the sack/container from the vessel.
- Your signature and date

## Additional Refrigeration Requirements

WHITE TAG OYSTERS Intended for raw consumption in and outside of Louisiana			
Harvested:	Must be refrigerated at 45°F or less within:	Product temperature must be:	Other requirements:
In December, January, February	36 hours from the time harvest began; see <a href="http://www.wlf.la.gov/regulations">www.wlf.la.gov/regulations</a> for the latest information.	Internal meat temperature must be 55°F or below within 10 hours from when oysters are placed in mechanical refrigeration	
In March, April, November	8 hours from the time harvest began	Internal meat temperature must be 55°F or below within 10 hours from when oysters are placed in mechanical refrigeration	You may not also possess oysters intended for shucking, post-harvest processing, relay or bedding until you offload all white tag oysters (unless you follow white tag requirements for all oysters on board).
From May through October	1 hour from the time harvest began	Internal meat temperature must be 55°F or below within 6 hours from when oysters are placed in mechanical refrigeration	If oysters are removed from a vessel before they reach 55°F or below, the dealer must verify that the last lots of oysters harvested and placed in mechanical refrigeration meet a temperature of 55°F or below in six hours. They must document this on the same log sheet they received from the harvester.
PINK TAG OYSTERS Intended for raw consumption in Louisiana only; may not leave the state of Louisiana.			
Harvested:	Must be refrigerated at 45°F or less within:	Other requirements:	
May through October as stated in LDH Sanitary code	5 hours from the time harvest began	You must call 800.442.2511 before leaving to harvest pink tag oysters (dial “0” for dispatch).  Containers of shucked or frozen pink tag oysters must identify that the product cannot be sold for use outside of Louisiana.	
GREEN TAG Intended for shucking by a certified dealer or post-harvest processing only; must be consumed fully cooked.			
Harvested:	Must be refrigerated at 45°F or less within:	Product temperature must be:	Other requirements:
From November through April	18 hours from the time harvest began	You may not ship green tag oysters until internal temperature is 50°F or below, unless trip is under 4 hours or you ship them with a time/temperature monitoring device.	All in-shell oysters that have been refrigerated must not be without mechanical refrigeration for more than two hours at points of processing or transfer such as at loading docks.
From May through October	12 hours from the time harvest began		You may not also possess white tag oysters unless you follow white tag requirements for all oysters on board (exception: December, January and February).

## Harvesting Oysters for Shucking or Post-Harvest Processing

Your time/temperature log sheet must document the date and time harvest began for each lot of oysters. If your harvest vessel is equipped with refrigeration capabilities, you must provide documentation to the original dealer that you have met the time and temperature requirements.

If you harvest oysters for delivery to a steam factory for canning and thermal processing, you must land them at the factory within 72 hours from the time harvesting begins. You must document the time harvesting begins and the time of arrival at the factory on your invoice.

## Landing Oysters

If you are harvesting oysters from Louisiana's public reefs for sale or consumption, you must land them in Louisiana and tag them appropriately.

If you land oysters harvested from a private lease in Louisiana's waters outside the state (with applicable permit from LDWF), you must tag all sacks or containers prior to leaving the state. You must install a VMS on the vessel used to transport oysters to another state and allow LDWF to access the system.

If you harvest oysters outside of Louisiana waters but land them in Louisiana, you must tag sacks or containers according to the laws of the state where you harvested the oysters.

## Oyster Severance Tax

**Effective November 15, 2021, Louisiana will no longer collect Oyster Severance Tax.**

## Standard Measurements & Labeling

A barrel is equal to 6,451.26 cubic inches and is the equivalent of two sacks/baskets or three bushels of unshucked oysters.

A sack (or basket) is exactly 3,225.63 cubic inches and is the equivalent of 1/2 barrel or 1.5 bushels of unshucked oysters.

A mini-sack is 1,075.21 cubic inches and is the equivalent of 1/3 of a sack or 1/2 bushel of unshucked oysters.

LDAF certifies metal baskets to ensure accurate measurement. Contact LDAF's Weights and Measures Division at 225.925.3780. LDAF and LDWF agents have the authority to inspect baskets to ensure volumetric measurements are accurate.

All licensed oyster captains, harvesters or certified wholesale/retail dealers of in-shell and shucked oyster products shall verify that the oysters being sold adhere to these measurement standards. The quantity of oysters for sale must be accurately labeled by volume, weight or count (e.g., 1 sack, 35 pounds or 120 count) in the 'Quantity' field on the harvest tag. Sacks and barrels must contain correct measurements when they are delivered to the buyer.

Oyster landings must be reported on trip tickets in either whole sacks, bushels, barrels or pounds. You must convert any other size sack into one of these measurements.

You may sell in-shell oysters by volume, weight (including the weight of the shell) or count. All oysters must be market size and wholesome.

You may only sell half-shell oysters by weight (excluding shell weight) or count.

You may only sell shucked oysters by fluid volume or net drained weight at wholesale or retail. They must be clearly labeled by volume or weight. A maximum of 15% free liquid by weight is permitted for oysters sold by volume. You may only sell shucked oysters by count at final retail sale; if they are prepackaged, you must also label them by net drained weight.



## Packaging, Labeling & Distributing Shucked Oysters

You must follow the National Institute of Standards and Technology's guidelines when packaging, labeling or distributing shucked oysters.

You may only shuck and pre-package oysters in LDH-certified facilities. You may only ship them in LDH-approved containers.

When packing shucked oysters, you must mark the containers with:

- Your packer certificate number preceded by the letters LA.
- The packing date in code or by actual date.

Shipping documents for shucked oysters must show:

- The name and address of the buyer.
- Shipper's name, address and certificate number.
- State of origin.

You must also keep accurate records of the source of the oysters so they can be traced back to the harvest tag and label containers of shucked oysters with this information.

You may not use containers with the certificate number of another packer. If you repack oysters, you must keep records which show the packing date, certificate number and name and address of the original shucker and packer.

You may not sell or distribute shucked oyster containers to anyone that has not been certified by LDH. The packer, distributor or purchaser shall not resell shucked oyster containers. Nonresidents who purchase new and unused shucked oyster containers must have a valid certificate from an appropriate state agency that regulates the seafood industry.

Shucked oysters must maintain a temperature of 45oF or below throughout transit.



## Packaging, Labeling & Shipping In-Shell Oysters

You must pack in-shell oysters (except those for bulk shipments) in clean barrels or sacks.

When in-shell oysters are temporarily offloaded for any reason, you must store them on pallets or on a well-graded paved surface and limit direct exposure to the sun to no more than 30 minutes. Live oysters should not be in standing water at any time.

If you ship in-shell oysters in bulk, you may not ship them by truck or car, except when shipping from only one seller to only one buyer. An oyster harvest tag must accompany each shipment.

You may ship in-shell oysters in bulk by boat when harvesters obtain the oysters directly from growing areas and sell them without shucking them. When you ship in-shell oysters by boat, you must label the shipment according to requirements for shucked oysters. If these oysters are intended for processing in shucking houses, the boat operator must keep records in a book provided for such purposes only, showing the sources and quantity of oysters, date and local waters where the oysters were taken, and license or certificate number of persons buying and selling the oysters. The operator must keep these records for 12 months.

All land-based deliveries of in-shell oysters must be made aboard mechanically refrigerated trucks with an internal air temperature of 45°F or less.

(Exceptions: deliveries to certified shellfish dealers located less than 30 minutes from the dock and deliveries to steam factories for thermal processing and canning from November through May within 72 hours from the time harvesting began.)

Railroad cars and trucks in which oysters are shipped in sacks must be kept clean; both are subject to inspection. Vessels used to transport in-shell oysters must be constructed to prevent contamination, deterioration and decomposition of oysters during transport. They must be pre-chilled to 45°F or below prior to loading; the dealer must document compliance with this temperature requirement.

For shipments by air, in-shell oysters must have an internal meat temperature of 45°F or less at all times. You must pre-chill them to an internal temperature of 40°F or less prior to packing them into insulated containers with frozen gel packs.

If you receive in-shell oysters either sacked or in boxes from a certified dealer and do not process or repack them, you must label the package with your name and certification number if you reship them to another certified dealer, wholesaler or retailer.

You may label in-shell oysters in sacks in bulk when the sale is between certified dealers.

## Post-Harvest Processing

If you process oysters to reduce the level of a particular pathogen, you must:

- Have a HACCP plan approved by LDH that ensures the processing method reduces pathogen(s) in the product to established safe levels for the at-risk population. This plan must include process controls and periodic sampling to ensure and verify that these criteria are met.
- Package and label all oysters in accordance with all National Shellfish Sanitation Program requirements.
- Keep records in accordance with the National Shellfish Sanitation Program.

If you meet the above requirements, you may label your processed product as:

- “Processed for added safety,” if the process reduces the levels of all pathogens of public health concern to safe levels for the at-risk population.
- “Processed to reduce [name of target pathogen(s)] to non-detectable levels,” if the process reduces one or more, but not all, pathogens of public health concern to safe levels for the at-risk population, and if that level is non-detectable.

- “Processed to reduce [name of target pathogen(s)] to non-detectable levels for added safety,” if the process reduces one or more, but not all, pathogens of public health concern to safe levels for the at-risk population, and if that level is non-detectable.

A term that describes the type of process applied (e.g., “pasteurized,” “individually quick frozen,” “pressure treated”) may be substituted for the word “processed” in the above options.

If your end product is dead, refrigerate it according to requirements for shucked oysters; if your end product is live, refrigerate it according to requirements for in-shell oysters.

You must tag all in-shell oysters that have gone through post-harvest processing with a blue tag, which must include the certification number of the post-harvest processing facility. A blue tag indicates that the oysters have been post-harvest processed by a certified dealer and may now be sold for raw (half-shell) consumption in both interstate and intrastate commerce.

## Selling Raw Oysters

You may sell oysters harvested from Louisiana waters for raw consumption within the state throughout the year as long as they meet refrigeration requirements specified on page 17.

All establishments that sell or serve raw oysters must display one of the following messages at the point of sale; the message must also appear on the main display panel and on top of containers of pre-packaged raw oysters.

- “There may be a risk associated with consuming raw shellfish as is the case with other raw protein products. If you suffer from chronic illness of the liver, stomach or blood or have other immune disorders, you should eat these products fully cooked.”
- “Consuming raw or undercooked meats, poultry, seafood, shellfish or eggs may increase your risk of foodborne illness, especially if you have certain medical conditions.”

## Other Requirements

You must keep oysters in the container in which they were received until they are used, unless displaying them for retail sale. You may not mix oysters from different lots.

## Recalls

Certified dealers must have written procedures for recalling adulterated or misbranded oyster products. These procedures must be based on and complementary to FDA policy.

Certified dealers must follow these procedures including timely notification to LDH and the product buyer of a situation requiring recall and effective removal or correction of the affected product.

# LEGAL FINFISH GEAR

## Gear License Fees, Requirements & Restrictions

To use or possess commercial fishing gear, you must have a Commercial Gear License for your gear. You must also have additional special permits to harvest some species and/or use certain gear, and there are specific requirements and restrictions for the use of some commercial fishing gear.

STATE WATERS - FRESHWATER		
License	Fee	Gear/Description
Other Freshwater Gear License	\$50 resident  \$200 nonresident	<b>Cans, Barrels, Buckets, Pipes, Drums, Tires, Cast Net, Dip Net, Garfish Gig, Bow &amp; Arrow, Spear Gun</b> <ul style="list-style-type: none"> <li>You must attach waterproof tags with your commercial license number to each barrel, can, or line of cans.</li> </ul>
		<b>Gill Net</b> <ul style="list-style-type: none"> <li>Prohibited in saltwater (unless you have a special permit to use strike nets to harvest mullet or pompano).</li> <li>Net must not exceed 1,200 feet in length. Mesh must be at least 3 inches square or 6 inches stretched after treating with tar or copper. You must attach waterproof tags with your name and license number to the cork line at the end of each net, no more than 3 feet from the webbing edge.</li> </ul>
		<b>Hoop Net</b> <ul style="list-style-type: none"> <li>Mesh must be at least 1 inch square or 2 inches stretched after treating with tar or copper.</li> <li>Saltwater: you may leave hoop nets unattended if they're attached to a wharf at an inhabitable camp and tagged with an LDWF-issued tag. You may leave hoop nets without leads unattended only if you're harvesting catfish. You may not have red drum or spotted seatrout on board any vessel that's carrying a hoop net.</li> <li>Freshwater: You may only use wings and leads in overflow regions (where the water is out of the bed of the natural stream or lake). You must set them at least 500 feet from the bed. Wings or leads must be at least 100 feet apart. Leads must not exceed 25 feet in length. You may not use a hoop net with leads to harvest mullet.</li> <li>You must attach waterproof tags with your name and license number to the net.</li> </ul>
		<b>Minnow Traps</b> <ul style="list-style-type: none"> <li>Throats or flues must not exceed 1 inch in width.</li> <li>You may only use minnow traps to harvest minnows for bait.</li> </ul>
		<b>Seine</b> <ul style="list-style-type: none"> <li>Prohibited in saltwater.</li> <li>Net may be no longer than 1,200 feet; mesh must be at least 2 inches square or 4 inches stretched after treating with tar or copper.</li> </ul>
		<b>Slat Trap</b> <ul style="list-style-type: none"> <li>Any legal number</li> <li>May only be used to capture catfish.</li> <li>At least one pair of slats must be at least 1 inch apart from each other on at least three sides of the trap.</li> <li>Trap must be less than 6 feet in length, 2 feet in diameter or width.</li> <li>Trap must have one or more cone-shaped throats, flues or entrances</li> <li>You must attach waterproof tags with your name and license number to the trap.</li> </ul>
		<b>Set Lines (trot, bush, yo-yos, triggers, etc.)</b> <ul style="list-style-type: none"> <li>Trotline hooks must be at least 24 inches apart. Trotline must not be longer than 440 yards. All trotlines must have a cotton leader attached to each end of the trotline.</li> <li>You must attach waterproof tags with your commercial license number each set line.</li> <li>Each set line must be checked and rebaited every 24 hours, and all fish and any other animal caught, entangled, ensnared, or hooked, shall be immediately removed from the device.</li> <li>Each set line must be removed from the waterbody immediately when no longer actively fishing, except for those devices that are attached to a privately owned pier, boathouse, seawall, or dock.</li> <li>No metal object which is driven into or attached to the lake bottom, a stump, tree, or the shoreline shall be used to anchor a set line. A metal object may be used strictly in the construction of a pier, boathouse, seawall, dock, or a retrievable anchor not attached to the bottom to anchor set lines if it is attached to a pier, boathouse, seawall, dock, or a retrievable anchor (that is not attached to the water bottom) as part of the typical construction of that structure or object.</li> <li>No driven or attached objects used to attach yo-yos, trigger devices, trotlines, limb lines, jugs, or other passive fishing devices containing a hook or hooks shall be larger than 2 inches by 2 inches or 2 inches in diameter.</li> <li>All objects sourced from another location used to anchor set lines, which are driven into or attached to the lake bottom, a stump, tree, or the shoreline, must be removed from the waterbody along with the set lines when not in use.</li> </ul>
		<b>Trammel Net</b> <ul style="list-style-type: none"> <li>Prohibited in saltwater.</li> <li>Net must not exceed 1,200 feet. Mesh must be at least 3 inches square or 6 inches stretched after treating with tar or copper. You must attach waterproof tags with your name and license number to the cork line at the end of each net, no more than 3 feet from the webbing edge.</li> </ul>
		<b>Wire Net</b> <ul style="list-style-type: none"> <li>Net mesh must be at least 1 inch square or 2 inches stretched; wire mesh must be 5 inches or larger to support the webbing.</li> <li>You must attach waterproof tags with your name and license number to the net.</li> </ul>

STATE WATERS - FRESHWATER (cont.)		
License	Fee	Gear/Description
<b>Shad Seine</b>	\$50 resident \$200 nonresident	<ul style="list-style-type: none"> <li>One shad seine per licensee per vessel; you may not use more than two vessels at a time.</li> <li>You may only use a shad seine in freshwater areas of the state, except in the Pearl River and Pearl River navigational canal and other waterbodies where seines are prohibited.</li> <li>Shad seines may be used for shad, skipjack herring and any other legal-sized freshwater commercial fish. All fish on board your vessel must have their heads and caudal fins intact. There is no daily take or possession limit for commercial harvest of shad and skipjack taken by properly licensed shad seine commercial fishermen.</li> <li>Net may be no longer than 1,200 feet. Mesh must be at least 1-inch bar and 2 inches stretched but no more than 2-inch bar and 4 inches stretched. No monofilament mesh.</li> <li>A 1-gallon jug painted international orange and marked, in black letters, with the words "Shad Seine" and waterproof tags with your full name and license number must be attached to each end of the net.</li> <li>You may not use the net in a manner that restricts navigation or other vessels or interferes with commercial shipping. Never leave your net unattended. Only strike fishing is allowed.</li> </ul>
<b>Shad Gill Net</b>	\$50 resident \$200 nonresident	<ul style="list-style-type: none"> <li>One shad gill net per licensee per vessel; you may not use more than two vessels at a time.</li> <li>Allows you to take shad and skipjack with a shad gill net in Lake Palourde, Lake Verret, Lac Des Allemands, all of the waterways in Iberville Parish, and those portions of the parishes of Iberia, St. Martin and St. Mary located between the guide levees of the Atchafalaya Basin. You may not take shad or skipjack in streams, bayous, canals and other waterbodies connected with these lakes.</li> <li>The shad gill net season is closed July 1 through the end of October and on all Saturdays and Sundays. During the open season, there is no daily take or possession limit. You may only use shad gill nets to take shad or skipjack, but you may keep up to 25 other commercial fish. All fish on board your vessel must have their heads and caudal fins intact.</li> <li>Net may be no longer than 1,200 feet. Mesh must be at least 1-inch bar and 2 inches stretched but no more than 2-inch bar and 4 inches stretched. A 1-gallon jug painted international orange and marked, in black letters, with the words "Shad Gill Net" and waterproof tags with your full name and license number must be attached to each end of the net. You must place the net at least 50 feet from the tree line. You may not use the net in a manner that restricts navigation of other vessels. Never leave your net unattended. Only strike fishing is allowed. Once you deploy the net, it must remain stationary until you remove the fish or retrieve the net from the water.</li> <li>During the closed season, which includes Saturdays and Sundays year-round, you may use a shad gill net to take shad for bait purposes only under the following restrictions: net must be no longer than 150 feet, you may harvest no more than 50 pounds of shad per day, and you must attend the gill net at all times.</li> </ul>
STATE WATERS - SALTWATER		
<b>Other Saltwater Gear</b>	\$50 resident \$200 nonresident	<i>Cans, Buckets, Pipes, Drums, Tires, Cast Net, Dip Net, Flounder/Garfish Gig, Bow &amp; Arrow, Spear Gun</i>
		<b>Eel Pot</b> <ul style="list-style-type: none"> <li>You may only use eel pots to harvest eel. If you catch any other fish with this gear, you must immediately return it unharmed to the water.</li> <li>Must be no longer than 48 inches and mesh must be at least 0.5 inch.</li> <li>Throats or flues must be smaller than 3 inches in diameter at the narrowest point and no larger than 5 inches in diameter at the wide. You may not connect lead or wings or use them in conjunction with an eel pot.</li> </ul>
		<b>Hoop Net</b> <ul style="list-style-type: none"> <li>Mesh must be at least 1 inch square or 2 inches stretched after treating with tar or copper.</li> <li>Saltwater: you may leave hoop nets unattended if they're attached to a wharf at an inhabitable camp and tagged with an LDWF-issued tag. You may leave hoop nets without leads unattended only if you're harvesting catfish. You may not have red drum or spotted seatrout on board any vessel that's carrying a hoop net.</li> </ul>
		<b>Minnow Trap</b> <ul style="list-style-type: none"> <li>Throats or flues must not exceed 1 inch in width.</li> <li>You may only use minnow traps to harvest minnows for bait.</li> </ul>
		<b>Set Lines (trot, bush, yo-yos, triggers, etc.)</b> <ul style="list-style-type: none"> <li>Trotline hooks must be at least 24 inches apart. Trotline must not be longer than 440 yards.</li> </ul>
		<b>Slat Trap</b> <ul style="list-style-type: none"> <li>Any legal number</li> <li>May only be used to capture catfish.</li> <li>At least one pair of slats must be at least 1 inch apart from each other on at least three sides of the trap.</li> <li>Trap must be less than 6 feet in length, 2 feet in diameter or width.</li> <li>Trap must have one or more cone-shaped throats, flues or entrances.</li> </ul>
<b>Pompano Strike Net</b>	\$300 resident \$1,200 nonresident (per net)	<ul style="list-style-type: none"> <li>You must have a Pompano Permit (captain only; no fee) to use a strike net to harvest pompano (see page 24).</li> <li>You may only use pompano strike nets from Aug. 1 - Oct. 31 of each year in waters more than 7 feet deep and beyond 2,500 feet from land within Breton and Chandeleur Sounds. You may not use them between sunset and sunrise nor on weekends or Labor Day.</li> <li>You may not harvest any other fish while harvesting pompano with a strike net, and you may not have any other gear on board. You may not have red drum or spotted seatrout on board any vessel that's carrying a strike net.</li> <li>Mesh must be at least 2.5 inches square or 5 inches stretched, and net may be no longer than 2,400 feet.</li> <li>You must attach an LDWF-issued tag to the net, and your vessel must display your permit number in 8-inch high letters.</li> <li>You may not anchor or secure a strike net to the bottom. You must actively work the net and may not leave it unattended.</li> <li>You must notify LDWF before you leave port to fish under the conditions of your Pompano Permit and immediately when you return.</li> </ul>



STATE WATERS - SALTWATER (cont.)		
License	Fee	Gear/Description
<b>Purse Seine</b>	\$2,000 resident \$8,000 nonresident (per seine)	You may only use purse seines in state waters to harvest menhaden and/or herring-like species.
<b>Mullet Strike Net</b>	\$300 resident \$1,200 nonresident (per net)	<ul style="list-style-type: none"> <li>You must have a Mullet Permit to use a strike net to harvest mullet (see page 24). You may only use strike nets to harvest striped mullet; you may not harvest any other fish while harvesting mullet with a strike net (or cast net). You may not have red drum or spotted seatrout on board any vessel that's carrying a strike net.</li> <li>Mesh must be at least 1.75 inches square or 3.5 inches stretched, and net must not exceed 1,200 feet in length.</li> <li>You may only use one strike net from a vessel at any time. You must attach an LDWF-issued tag to the net.</li> <li>You may not anchor or secure a strike net to the water bottom or shore. You must actively work the net and may not leave it unattended.</li> </ul>
<b>Rod &amp; Reel</b>	\$350 resident \$1,200 nonresident (any legal number)	You must have a permit to use a rod and reel for commercial purposes. To qualify, you must have had a valid Saltwater Gill Net License during any two years from 1993 to 1995 and provide state and federal income tax returns (including Schedule C of the federal 1040 form) demonstrating more than 50% of your earned income came from the capture and sale of seafood in at least two years from 1993 to 1995.
FEDERAL WATERS - SALTWATER		
<b>Bandit Gear</b>	You may not use bandit gear in state saltwater areas.	
<b>Longlines</b>	You may not use longlines in state saltwater areas.	
<b>Saltwater Gill Net, Seines, Strike Nets and Trammel Nets</b>	<ul style="list-style-type: none"> <li>You must have an LDWF-issued Gulf Seafood Traversing and Offloading Permit to transport gill nets, seines, strike nets and trammel nets across state waters to use in federal waters. You may not use these gears in state saltwater areas (unless you have a special permit to use strike nets).</li> <li>You may not possess red drum or spotted seatrout on vessels carrying these gears.</li> <li>You must notify LDWF at 800.442.2511 or 225.765.2441 four hours before you leave port to traverse or fish under the conditions of the Traversing Permit and immediately when you return from the permitted trip.</li> </ul>	

# SALTWATER FINFISH

Contact: Jason Adriance, 504.284.2032, jadriance@wlf.la.gov

## Additional Dealer Licenses & Permits

In addition to the applicable licenses and permits listed on pages 3-6, you must have the following permits to participate in the following activities.

If you are a:	You must have a/an:	Fees and notes:
Dealer receiving reef fish, mackerel or cobia harvested from federal waters	NOAA Fisheries Gulf and South Atlantic Dealer Permit	You must also have a Gulf IFQ Dealer Endorsement if you're receiving red snapper, groupers or tilefish (unless the commercial fisherman has one).
Dealer receiving, buying, trading or bartering Atlantic swordfish	NOAA Fisheries Atlantic Swordfish Dealer Permit	
Dealer receiving Atlantic shark species	NOAA Fisheries Atlantic Shark Dealer Permit	
Commercial fisherman with an Gulf IFQ allocation selling red snapper, groupers or tilefish to a dealer without a Gulf IFQ Dealer Endorsement	NOAA Fisheries Gulf IFQ Dealer Endorsement	For details, contact NOAA Fisheries Southeast Regional Office at 877.376.4877.

## Prohibited Gear

You may not use any of the following types of gear in state saltwater areas:

- Spears (except for flounder and garfish)
- Stupefying substances or devices
- Guns
- Poisons
- Explosives
- Tree-topping devices
- Electric shocking instruments or devices
- Seines (unless you are harvesting menhaden and/or herring-like species)
- Snagging devices (not including bows and arrows; exceptions: garfish taken by spears)

- Longlines (not the same as trotlines-longlines are longer than 440 yards; allowed in federal waters)
- Gill nets (unless you have a special permit to use strike nets to harvest mullet or pompano)
- Bandit gear (allowed in federal waters)
- Elevated trotlines (except in exempt areas)
- Trammel nets

You may not use any aircraft including fixed-wing aircraft, dirigibles, balloons, helicopters or any other form of aerial surveillance to assist in harvesting finfish, except menhaden and herring-like fish.

Area Restrictions

**Free Fish Passage:** Do not set gear within 500 feet of the mouth of any inlet or pass, or within 500 feet of any water control structures, dams or weirs. EXCEPT for the purpose of retaining and removing invasive species of fish and other nongame freshwater fish of commercial value. When fishing for the purpose of retaining and removing invasive species of fish and other nongame freshwater fish of commercial value, nets are restricted to a mesh size no smaller than 3.5 inches bar. This ensures fish can pass freely through these areas.

- WMAs and Refuges:** Commercial fishing is permitted in:
- Atchafalaya Delta WMA, except in the Limited Access Areas from September to January each year.
  - Pass-a-Loutre WMA, except in the Limited Access Areas from September to January each year. Commercial mullet fishing is only permitted

Prohibited Saltwater Species

You may not harvest the following **federally-listed threatened, endangered or prohibited species:**

- All whales
- West Indian manatees
- Dolphin (mammal)
- Sea turtles

You may not commercially harvest the following **gamefish:**

- Red drum
- Striped marlin
- Hatchet marlin
- Blue marlin
- Sailfish
- White marlin
- Black marlin

You may only purchase or sell the gamefish listed above if you import them. You must notify LDWF at 800.442.2511 or 225.765.2441 before you import any of these fish. When you import any of these fish, you must attach an official metal self-locking tag to one gill cover of each fish. These tags must be issued by the official conservation agency of the state from which the fish was taken and must show the originating water body and

in: South Pass, Pass-a-Loutre, North Pass, Southeast Pass, Northeast Pass, Dennis Pass, Johnson Pass, Loomis Pass, Cadro Pass, Wright Pass, Viveats Pass, Cognevich Pass, Blind Bay, Redfish Bay, Garden Island Bay, Northshore Bay, East Bay (west of Barrier Islands), and oil and gas canals as described on LDWF’s Pass-a-Loutre WMA map.

Commercial fishing is prohibited in:

- Elmer’s Island
- Isle Dernieres Barrier Islands Refuge
- Rockefeller
- State Wildlife and Marsh Island Refuges
- Salvador/Timken WMA
- Pointe-aux-Chenes WMA (Except commercial fishing on Pointe-aux-Chenes WMA is allowed in Cutoff Canal). All nighttime activities prohibited.

identity of the issuing agency. However, imported wild-caught red drum must only be accompanied by a bill of lading. Farm-raised red drum is exempt from these requirements if certified by LDWF as having been raised and harvested in accordance with a certified aquaculture program or a valid mariculture program.

You may not harvest **goliath grouper (jewfish) or Nassau grouper.**

You may not harvest, possess, purchase, sell, barter, exchange or attempt any of these activities for the following **shark species:**

- Atlantic angel
- Basking
- Bigeye sand tiger
- Bigeye sixgill
- Bigeye thresher
- Bignose
- Caribbean reef
- Caribbean sharpnose
- Dusky
- Galapagos
- Largetooth sawfish
- Longfin mako
- Narrowtooth
- Night
- Sand tiger
- Sevengill
- Sixgill
- Smalltail
- Smalltooth
- Whale
- White

Visit [go.usa.gov/xPm3x](http://go.usa.gov/xPm3x) for information on identifying sharks and best practices for handling sharks.

Species Regulations

You must return undersized fish back to the water unharmed; 5% (by number) of each species of commercial fish you harvest may be smaller than the legal limit. You may harvest commercial species with no specified size limit in any size and quantity. No one may sell, purchase, barter, trade or exchange undersized fish (or attempt to do any of these activities).

Make sure that all saltwater finfish, except garfish, tuna, swordfish and sharks, have their head and caudal fins intact until you put them on shore or sell them. Garfish must retain a strip of skin sufficient to clearly identify the fish until you put them on shore or sell them. All sharks aboard your vessel must have their fins naturally attached by at least some portion of uncut skin.

For the most current information, go to [www.wlf.la.gov/fishing/commercial-finfish](http://www.wlf.la.gov/fishing/commercial-finfish).

COMMON COASTAL SPECIES				
Species	Size Limit	Harvest Limit	Season/Times	Other
Cobia	36 in. min. fork length	1 daily per person No more than 2 per vessel per day		You may only retain or sell two cobia per person per trip.
Black Drum	16 in. min. total length	<ul style="list-style-type: none"><li>• 16-27 in. total length: annual quota of 3.25 million pounds</li><li>• Longer than 27 in. total length: annual quota of 300,000 individuals</li></ul>	Fishing year begins Sept. 1; open year-round, or until quota is harvested.	
Menhaden	None	<ul style="list-style-type: none"><li>• Bait Season: annual quota of 3,000 metric tons (6,613,800 pounds)</li><li>• Regular Season: none</li></ul>	<ul style="list-style-type: none"><li>• Regular Season: Third Monday in April through Nov. 1</li><li>• Bait Season: Nov. 2 - Dec. 1. If quota has not been harvested by Dec. 1, fishery may resume on April 1 of the following year until the quota is harvested.</li></ul>	<ul style="list-style-type: none"><li>• You may only sell menhaden harvested during bait season as bait.</li><li>• You may not possess more than 5%, by weight, of any species other than menhaden and herring-like species.</li><li>• You may only use purse seines to harvest menhaden or herring-like species. You may not use this gear for any other purpose in state waters.</li><li>• You may only fish for menhaden in waters ¼ mile seaward of the inside-outside line (1 mile seaward off Elmers Island and Grand Terre Island and 3 miles seaward of Grand Isle), including federal waters and fishing of menhaden in the entirety of the double rig zone on the east bank of the Mississippi River in the Breton Sound.</li></ul>
King Mackerel	24 in. min. fork length	3,000 pounds per trip	Season begins July 1, closes when quota is reached.	You must have a federal permit when fishing in federal waters.

COMMON COASTAL SPECIES (cont.)				
Species	Size Limit	Harvest Limit	Season/Times	Other
<b>Southern Flounder</b>	None	10 fish daily for each licensed fisherman; however, commercial shrimping vessels may retain and sell all southern flounder harvested as bycatch on a shrimping trip except from Oct. 15 - Nov. 30.	Closed from Oct. 15 - Nov. 30	
<b>Spanish Mackerel</b>	12 in. min. fork length	None	Fishing year begins April 1, closes when quota is reached	You must have a federal permit when fishing in federal waters.
<b>Striped Mullet</b>	None	<ul style="list-style-type: none"> <li>You may not harvest any other fish while harvesting mullet with a strike or cast net.</li> <li>Strike net: none</li> <li>Live bait: none, but all mullet you harvest commercially with a cast net must remain alive until you sell it</li> </ul>	<ul style="list-style-type: none"> <li>Strike net: Third Monday in October through third Monday in following January; harvest only allowed Monday through Friday, from sunrise to sunset</li> <li>Live bait: year-round, with cast net only; harvest only allowed Monday through Friday, from sunrise to sunset</li> </ul>	<ul style="list-style-type: none"> <li>Unless harvesting mullet for live bait, you must have a Mullet Permit (\$300 resident, \$1,200 nonresident) to harvest and sell mullet (plus other commercial fishing and gear licenses). To qualify, you must have had a Saltwater Gill Net License during any two years from 1993 to 1995 and provide state and federal income tax returns (including Schedule C of the federal 1040 form) demonstrating more than 50% of your earned income came from the capture and sale of seafood in at least two years from 1993 to 1995.</li> <li>You may only harvest mullet commercially with a mullet strike net (<i>see page 20</i>). However, you may harvest mullet for live bait with a commercial cast net (no more than 12 feet in radius, operated manually, during any season, with appropriate gear licenses).</li> </ul>
<b>Florida Pompano</b>	None	None	<ul style="list-style-type: none"> <li>Strike net: Aug. 1 - Oct. 31 of each year, sunrise to sunset, no weekends or Labor Day</li> <li>Other legal gear: year-round</li> </ul>	You must have a Pompano Permit (no fee) to harvest and sell pompano caught with a strike net ( <i>see page 20</i> ); application period is from Jan. 1 - April 30 each year.
<b>Spotted Seatrout (speckled trout)</b>	14 in. min. total length	Annual quota of 1 million pounds	<ul style="list-style-type: none"> <li>Second day of January until the last day of December, or until the quota is reached (whichever comes first).</li> <li>No harvest on weekends (from official sunset on Friday to official sunrise on Monday).</li> <li>When you're not on a commercial trip, you may harvest up to the recreational limit of spotted seatrout between 10 pm and 5 am when the season is open and anytime when it's closed. You must also have a basic recreational and a saltwater fishing license. You may not sell/ barter/trade/exchange these fish.</li> </ul>	<ul style="list-style-type: none"> <li>You must have a Spotted Seatrout Permit (\$150 resident, \$600 nonresident) to harvest and sell spotted seatrout (plus other commercial fishing and gear licenses). To qualify, you must have had a Saltwater Gill Net License during any two years from 1993 to 1995 and provide state and federal income tax returns (including Schedule C of the federal 1040 form) demonstrating more than 50% of your earned income came from the capture and sale of seafood in at least two years from 1993 to 1995. Saltwater guides may not obtain a Spotted Seatrout Permit.</li> <li>You may only use commercial rod-and-reel gear to harvest spotted seatrout. No vessel carrying or fishing a gill, hoop, trammel or seine net may have spotted seatrout aboard.</li> <li>All on board a vessel commercially fishing spotted seatrout must be a licensed commercial fishermen.</li> <li>No commercial harvest of spotted seatrout in Louisiana waters west of the Mermentau River.</li> </ul>
<b>Sheeps-head</b>	10 in. min. fork length	None	Year-round	
<b>Tripletail</b>	18 in. min. total length	100 pounds per trip; no more than one vessel trip per day	Year-round	
HIGHLY MIGRATORY SPECIES				
Species	Size Limit	Harvest Limit	Season	Other
<b>Shark</b>	None	Under the LDWF-issued shark permit, 45 large coastal sharks per trip per day per permitted angler on the vessel; large coastal sharks include: blacktip, bull, great hammerhead, lemon, nurse, sandbar, scalloped hammerhead, silky, smooth hammerhead, spinner and tiger sharks. Harvest limits and sizes may vary in federal waters; check federal regulations at <a href="http://www.gulfcouncil.org">www.gulfcouncil.org</a> . *Starting March 10, 2022, the possession limit temporarily increases to 55 until Dec. 31, 2022.	Year-round	<ul style="list-style-type: none"> <li>You must have an LDWF-issued Shark Permit (\$25) to harvest shark. If you're fishing in federal waters, you must also have a Federal Shark Permit. Go to <a href="http://fisheries.noaa.gov">fisheries.noaa.gov</a> for federal information.</li> <li>You may not possess sandbar sharks unless you have a valid Federal Shark Research Permit.</li> <li>Shark finning is illegal. All sharks aboard your vessel must have their fins naturally attached by at least some portion of uncut skin.</li> <li>You may not transfer sharks between vessels.</li> <li>You may only skin or scale sharks after you have put them on shore or when you sell them.</li> <li>Seasons may close if quota is met or projected to be met.</li> <li>Any requiem sharks being exported by a dealer from the U.S. require C.I.T.E.S. permits, contact USFWS at (703) 358-2104.</li> <li>Visit <a href="http://go.usa.gov/xPm3x">go.usa.gov/xPm3x</a> for information on identifying sharks and best practices for handling sharks.</li> </ul>

HIGHLY MIGRATORY SPECIES (cont.)				
Species	Size Limit	Harvest Limit	Season	Other
<b>Swordfish</b>	47 inches Lower Jaw Fork Length (LJFL) or 25 inches Cleithrum to Caudal Keel (CK)	Federal restrictions apply.	Year-round	<ul style="list-style-type: none"> <li>You must have a Federal Commercial Swordfish Permit to harvest, possess or sell swordfish, regardless of whether you're fishing in state or federal waters. Go to <a href="https://www.fisheries.noaa.gov">fisheries.noaa.gov</a> for federal information.</li> <li>You may not transfer swordfish between vessels in state or federal waters.</li> <li>You may only skin or scale swordfish after you have put them on shore or when you sell them.</li> </ul>
<b>Tuna</b>	<ul style="list-style-type: none"> <li>Bigeye and yellowfin: 27 in. min. curved fork length*</li> <li>Bluefin: 73 in. min. curved fork length*</li> <li>Albacore and skipjack: none</li> </ul> <i>*You may remove the head of these tuna species, as long as the carcass length without the head exceeds the minimum size requirement.</i>	Federal restrictions apply. No directed fishing for bluefin tuna.	Federal seasons apply.	<ul style="list-style-type: none"> <li>You must have a Federal Commercial Tuna Permit to harvest, possess or sell Atlantic albacore, bigeye, bluefin, skipjack and yellowfin tuna, regardless of whether you're fishing in state or federal waters. You must follow both state and federal laws, rules and regulations, regardless of where you're fishing. Seasonal changes in federal regulations may supersede LDWF's regulations. Go to <a href="https://www.fisheries.noaa.gov">fisheries.noaa.gov</a> or call 888.872.8862 for current federal information.</li> <li>You may only skin or scale tuna after you have put them on shore or when you sell them.</li> </ul>

#### REEF FISH

You must have a NOAA Fisheries-issued Commercial Reef Fish Vessel Permit to harvest or sell triggerfish, amberjack, wrasse, snapper, grouper and tilefish, regardless of whether you're fishing in state or federal waters. Federally-permitted reef fish vessels must carry a VMS onboard. Additional federal regulations apply to the harvest of reef fish species. For reef fish fishery management, Louisiana waters extend to 9 nautical miles. Fishermen should stay informed of the state/federal jurisdictional boundary as future congressional actions may affect current boundary demarcation as it applies to reef fish species. If a future congressional action modifies the state/federal jurisdictional boundary, it will not impact the type of fishing gear reef fish fishermen may use.

Species	Size Limit	Harvest Limit	Season	Other
<b>Greater Amberjack</b>	36 in. min. fork length	1,000 pounds gutted weight per trip.* Annual quotas may fluctuate; go to <a href="https://www.gulfcouncil.org">gulfcouncil.org</a> for the most recent quota.	Opens Jan. 1. Closed season from March 1 - May 31; reopens June 1 if quota available.	<i>*Trip limits may be adjusted in-season. Please see <a href="https://www.gulfcouncil.org">www.gulfcouncil.org</a> for more information.</i>
<b>Lesser Amberjack</b>	14 in. min. fork length and 22 in. max. fork length	None	Year-round	
<b>Grouper</b>	<ul style="list-style-type: none"> <li>Black: 24 in. min. total length</li> <li>Gag: 24 in. min. total length</li> <li>Red: 18 in. min. total length</li> <li>Scamp: 16 in. min. total length</li> <li>Yellowfin: 20 in. min. total length</li> <li>None for misty, snowy, yellowedge and warsaw groupers and speckled hind</li> </ul>	You must have an IFQ allocation to harvest groupers. Annual quotas may fluctuate; go to <a href="https://www.go.usa.gov/xKJHq">go.usa.gov/xKJHq</a> for the most recent quota.	Year-round	You must call NOAA Fisheries Office of Law Enforcement at least 3 hours, but no more than 24 hours, before landing groupers. You must report the location of landing, name of the IFQ dealer receiving your catch and estimated gutted weight of your catch per IFQ category. You may not transfer any of these species between vessels at sea or dockside. Call 877.376.4877 or go to <a href="https://www.sero.nmfs.noaa.gov">sero.nmfs.noaa.gov</a> for details.
<b>Hogfish</b>	14 in. min. total length	None	Year-round	
<b>Banded Rudderfish</b>	14 in. min. fork length; 22 in. max. fork length	None	Year-round	
<b>Black Seabass</b>	None	None	Year-round	
<b>Snapper</b>	<ul style="list-style-type: none"> <li>Lane: 8 in. min. total length</li> <li>Mutton: 18 in. min. total length</li> <li>Vermilion (beeliner): 10 in. min. total length</li> <li>Yellowtail, cubera and gray (mangrove): 12 in. min. total length</li> <li>Red: 13 in. min. total length</li> <li>Mahogany, dog, schoolmaster, queen, blackfin and silk: none</li> </ul>	You must have an IFQ allocation to harvest red snapper. Annual quotas may fluctuate; go to <a href="https://www.go.usa.gov/xKJHq">go.usa.gov/xKJHq</a> for the most recent quotas.	Year-round	You must call NOAA Fisheries Office of Law Enforcement at least 3 hours, but no more than 24 hours, before landing red snapper. You must report the location of landing, name of the IFQ dealer receiving your catch and estimated gutted weight of your catch per IFQ category. You may not transfer red snapper between vessels at sea or dockside. Call 877.376.4877 or go to <a href="https://www.sero.nmfs.noaa.gov">sero.nmfs.noaa.gov</a> for details.



REEF FISH (cont.)				
Species	Size Limit	Harvest Limit	Season	Other
<b>Tilefish (blueline, golden and goldface)</b>	None	You must have an IFQ allocation to harvest tilefish. Annual quotas may fluctuate; go to <a href="http://go.usa.gov/xKJHq">go.usa.gov/xKJHq</a> for the most recent quota.	Year-round	You must call NOAA Fisheries Office of Law Enforcement at least 3 hours, but no more than 24 hours, before landing tilefish. You must report the location of landing, name of the IFQ dealer receiving your catch and estimated gutted weight of your catch per IFQ category. You may not transfer tilefish between vessels at sea or dockside. Call 877.376.4877 or go to <a href="http://sero.nmfs.noaa.gov">sero.nmfs.noaa.gov</a> for details.
<b>Gray Triggerfish</b>	15 in. min. fork length	16 fish per trip. Annual quotas may fluctuate from year to year; see the most recent quota online at <a href="http://gulfcouncil.org">gulfcouncil.org</a> .	Closed June 1 - July 31	Federal commercial trip limits have changed to 25 fish. State regulation changes have not been enacted at the time of the printing of this document.

# FRESHWATER FINFISH

Contact: Kristi Butler, 225-765-2331, [kbutler@wlf.la.gov](mailto:kbutler@wlf.la.gov)

## Gear Requirements & Restrictions by Waterbody

To use or possess commercial fishing gear, you must have a Commercial Gear License for your gear. You must also have additional special permits to harvest some species and/or use certain gear, and there are specific requirements and restrictions for the use of some commercial fishing gear.

TROT LINES AND YO-YOS	
<b>Black-Clear Lake, Bruin, Caddo Lake, Chicot Lake, Lake D'Arbonne, Lake Lafourche, Lake St. Joseph, Prairie Lake, and Lake Bruin</b>	<ul style="list-style-type: none"> <li>You may set no more than 150 hooks per trotline.</li> <li>You may not use more than 50 yo-yos or trigger devices, limb lines, or jugs/noodles.</li> <li>No object sourced from another location which is driven into the lake bottom, a stump, tree, or the shoreline shall be used to anchor a yo-yo or trigger device, except for an object used strictly in the construction of a pier, boathouse, seawall, or dock.</li> </ul>
<b>Poverty Point Lake</b>	You may not use trotlines or yo-yos.
NETS	
<b>Anacoco Lake, Lake Vernon and the portion of Anacoco Bayou between the lakes</b>	No fish seines, gill nets, hoop nets or trammel nets.
<b>Lake Bartholomew</b>	No fish seines, gill nets or trammel nets.
<b>Lake Bistineau</b>	No fish seines, gill nets, hoop nets or trammel nets.
<b>Bogue Chitto River</b>	<ul style="list-style-type: none"> <li>No seines, nets or webbing in the Bogue Chitto River from where it enters the state in northern Washington Parish to where it enters the Pearl River in St. Tammany Parish.</li> <li>No hand grabbing to take fish from logs, buckets, barrels, drums or natural or artificial nesting areas.</li> </ul>
<b>Bundick Lake</b>	No fish seines, gill nets, hoop nets or trammel nets.
<b>Caddo Lake</b>	No fish seines, gill nets or trammel nets.
<b>Caney Creek Reservoir</b>	No fish seines, gill nets, hoop nets or trammel nets.
<b>Lake Charles</b>	No butterfly nets or shrimp trawls longer than 16 feet, fish seines, gill nets, strike nets or trammel nets.
<b>Lake Claiborne</b>	No fish seines, gill nets or trammel nets.

NETS (cont.)	
<b>Lake Concordia</b>	No fish seines, gill nets or trammel nets.
<b>Cross Lake</b>	No fish seines, gill nets, hoop nets or trammel nets.
<b>Cypress Lake and Black Bayou Reservoir</b>	<ul style="list-style-type: none"> <li>No fish seines, gill nets or trammel nets.</li> <li>No hoop nets, slat traps or wire nets from March 1 - Oct. 31.</li> </ul>
<b>Chicot Lake</b>	No fish seines, gill nets, hoop nets or trammel nets.
<b>D'Arbonne Lake</b>	No fish seines, gill nets or trammel nets.
<b>False River Lake, Lake Bruin, Lake Providence and Poverty Point Lake</b>	You may only use gill and trammel nets from Oct. 1 through sunset on the last day of February of the following year. Net mesh must be at least 3.5 inches square (7 inches stretched). You may leave gear overnight but may only remove fish during daylight hours.
<b>Fool River</b>	No fish seines.
<b>John K. Kelly-Grand Bayou Reservoir</b>	No fish seines, gill nets, hoop nets, trammel nets or wire nets.
<b>Lacassine Bayou</b>	No gill nets, hoop nets or trammel nets from March 1 - Nov. 30 (in the portion that flows through Lacassine National Refuge).
<b>Moss Lake</b>	No butterfly nets or shrimp trawls longer than 16 feet, fish seines, gill nets, strike nets or trammel nets.
<b>Nantachie Lake</b>	No nets allowed.
<b>Poverty Point Lake</b>	No nets allowed with the exception of the special netting season
<b>Prien Lake</b>	No butterfly nets or shrimp trawls longer than 16 feet, fish seines, gill nets, strike nets or trammel nets.
<b>Tchefuncte River</b>	No seines, nets or webbing in this river or its tributaries, from its origin in Washington Parish to where it empties into Lake Pontchartrain in St. Tammany Parish.
<b>Toledo Bend Reservoir</b>	No gill nets, trammel nets, flag webbing or fish seines. No hoop nets from March 1 to May 15 (only in that portion of the reservoir from a point north of Logansport where the lake enters Texas and south to a point on the lake where the Texas Duck Refuge Canal intersects the Old Channel of the Sabine River).
TRAPS	
<b>Lake Bruin</b>	Slat traps are allowed from Oct. 1 through sunset on the last day of February of the following year. You may leave gear overnight but may only remove fish during daylight hours.
<b>Poverty Point Lake</b>	No slat traps.
<b>Tchefuncte River</b>	No traps in this river or its tributaries, from its origin in Washington Parish to where it empties into Lake Pontchartrain in St. Tammany Parish.

## Prohibited Gear

You may not use any of the following types of gear in state freshwater areas:

- Spears (except garfish)
- Stupefying substances or devices
- Guns
- Lead nets (exception: leads on hoop nets set at least 500 feet from a stream bed in overflow regions)
- Snagging devices (not including bows and arrows; exceptions: catfish, garfish taken by spears)
- Poisons
- Explosives
- Tree-topping devices
- Electric shocking instruments or devices
- Elevated trotlines (except in exempt areas)

You may not use any aircraft including fixed-wing aircraft, dirigibles, balloons, helicopters or any other form of aerial surveillance to assist in harvesting finfish, except herring-like fish.

## Bait

You may use the following gear to harvest minnows, shrimp and other baits permitted by law:

- Seines no longer than 30 feet and with mesh no larger than 1/4 inch
- Cast nets with a radius of less than 8.5 feet
- Dip nets no larger than 3 feet in diameter
- Minnow traps

# Area Restrictions

**Free Fish Passage:** Do not set gear, such as trawls, nets or seines, within 500 feet of the mouth of any inlet or pass or within 500 feet of any water control structures, dams or weirs, EXCEPT for the purpose of retaining and removing invasive species of fish and other nongame freshwater fish of commercial value. When fishing for the purpose of retaining and removing invasive species of fish and other nongame freshwater fish of commercial value, nets are restricted to a mesh size no smaller than 3.5 inches bar. This ensures fish can pass freely through these areas.

**Louisiana/Mississippi Border:** When fishing in border waters, you must attach waterproof tags with your full name and license number to trot-lines, snag lines, hoop nets, gill nets and trammel nets, in lieu of tags required by Mississippi regulations. You must place the tag within 5 feet of one end on trot and snag lines, on the first hoop on hoop nets and on the float line within 5 feet of one end on gill and trammel nets. Louisiana fishermen using slat traps or baskets in border waters must obtain tags from the Mississippi Department of Wildlife, Fisheries and Parks.

**Impoundments:** You may not use nets to harvest fish in freshwater impoundments during water drawdown periods, unless LDWF specifies otherwise. Closures begin on the date the drawdown control structure opens and continues until the lake is full again.

**WMAs and Refuges:** Commercial fishing is permitted in:

- Grassy Lake,\* except in Smith Bay, Red River Bay and Grassy Lake on Saturday and Sunday and during waterfowl season.
- Pomme de Terre,\* except on the weekends and during duck season.
- Richard K. Yancey, except during regular waterfowl seasons in Lac A' Sostein, Moreau Lake and Hog Pen Lake.
- Spring Bayou,\* gill nets and trammel nets 3.5 inches and greater permitted Monday through Friday except slat traps and hoop nets permitted any day. The take and possession of grass carp is prohibited. Closed until after 2 p.m. during waterfowl season.

*\*You must have a permit to fish Grassy Lake, Pomme de Terre and Spring Bayou WMAs. Permits are available from Spring Bayou Headquarters or the Lafayette Field Office at 337.735.8699.*

**Commercial fishing is prohibited in Russell Sage WMA.**

# Prohibited Freshwater Species

You may not commercially harvest the following freshwater species:

- All members of the family *Synbranchida* (Asian swamp eels)
- All species of piranha
- All species of tilapia
- Atlantic, pallid and shovelnose sturgeons (whole or any body parts, including roe)
- Black crappie
- Bream (any species)
- Channidae* (snakeheads)
- Clariidae* (walking catfishes)
- Freshwater electric eel
- Hybrid striped bass
- Largemouth bass
- Paddlefish (spoonbill catfish)
- Rio Grande cichlid
- Rudd
- Shadow bass
- Spotted bass
- Striped bass
- Trichomycteridae* (pencil catfishes)
- White bass
- White crappie
- Yellow bass

# Species Regulations

You must return undersized fish back to the water unharmed; 5% (by number) of each species of commercial fish you harvest may be smaller than the legal limit, except channel catfish of which 10% (by number) may be smaller. No one (commercial fishermen, dealers, retailers and restaurants) may sell, purchase, barter, trade or exchange undersized fish (or attempt to do any of these activities).

You may harvest commercial species with no specified size limit in any size and quantity.

For the most current information, go to [www.wlf.la.gov/fishing/commercial-finish](http://www.wlf.la.gov/fishing/commercial-finish).

FRESHWATER SPECIES				
Species	Size Limit	Harvest Limit	Season/Times	Other
Blue Catfish	12 in. min. total length	5% may be smaller than the legal limit	Year-round	
Buffalo (smallmouth, bigmouth and black)	16 in. min. total length	5% may be smaller than the legal limit	Year-round	
Channel Catfish	11 in. min. total length	10% may be smaller than the legal limit	Year-round	
Flathead Catfish	14 in. min. total length	5% may be smaller than the legal limit	Year-round	
Freshwater Drum	12 in. min. total length	5% may be smaller than the legal limit	Year-round	
Shad and Skipjack Herring	None	No limit for properly licensed shad gill net and seine fishermen	Shad gill net season is closed July 1 through the end of October and all Saturdays and Sundays. There is no closed season for commercial shad seining.	You must be properly licensed to harvest shad and skipjack herring with shad gill nets or seines ( <i>see page 21</i> ).

FRESHWATER SPECIES (cont.)				
Species	Size Limit	Harvest Limit	Season/Times	Other
<b>Bowfin</b>	22 in. min. total length	5% may be smaller than the legal limit	Closed December through February, except in Assumption, Avoyelles, Iberville, Pointe Coupee, Terrebonne, Tangipahoa and West Baton Rouge parishes, and in the areas known as Bayou Courtableau, Bayou Teche, Lake Dauterive, Lake Fausse Point, Vermilion River, Carencro Bayou, Queue de Tortue Bayou, Bayou Nez Pique, Mermentau River, Bayou Lacassine, Sabine River and the Atchafalaya Basin Floodway that is bounded by the east and west levees of the Atchafalaya Basin and is south of U.S. Highway 190.	
<b>Grass, Silver, Bighead and Black Carp</b>	None	None	None	Fish harvested may only be possessed and sold dead.

# CRAWFISH

Contact: Kristi Butler, 225-765-2331, [kbutler@wlf.la.gov](mailto:kbutler@wlf.la.gov)

## Gear License Fees, Requirements & Restrictions

You may use approved crawfish traps to harvest wild crawfish in Louisiana's waters. Trap mesh must be a hexagon of 3/4-inch by 11/16-inch or larger, measured from wire to wire, not including any coating on the wire. The openings of trap flues and throats must not exceed 2 inches. These requirements allow small crawfish to escape the trap - small crawfish have little market value and are important to the population for breeding.

There is an exception to the statewide minimum mesh size in the area consisting of the east side of the Atchafalaya Basin from Morgan City at the Intra-coastal Canal to I-10, where the minimum mesh size is 3/4-inch x 1-inch.

To use or possess crawfish traps, you must have a Commercial Gear License for any legal number of traps. A Commercial Gear License for crawfish traps costs \$25 for residents and \$100 for nonresidents.

## Seasons & Size/Possession Limits

There are no limits on season, size or possession for commercial crawfish harvests EXCEPT as otherwise specified on WMAs where commercial crawfishing may be allowed. Harvest controls are not necessary as crawfish populations are productive, resilient and influenced by environmental conditions, rather than fishing.

## WMAs & Refuges

Commercial fishing is permitted in:

- Grassy Lake\*, except in Smith Bay, Red River Bay and Grassy Lake on Saturday and Sunday and during waterfowl season.
- Pomme de Terre\*, except on weekends and during duck season.
- Richard K. Yancey, except closed from 30 minutes before sunrise until 2 p.m. on: Grand Bay, Silver Lake, Lower Sunk Lake, Lac A' Sostein, and Moreau Lake during open waterfowl seasons.
- Spring Bayou\* (Monday through Friday and after 2 p.m. during waterfowl season). Gill and Trammel nets 3.5 inches and greater, allowed from close of waterfowl seasons to last day of February, via permit only, issued from the Lafayette Field Office. Contact Lafayette Office for details.

- Sherburne, allowed in Big Alabama Bayou and Little Alabama Bayou.

*\*You must have a permit to fish Grassy Lake, Pomme de Terre and Spring Bayou WMAs. Permits are available from Spring Bayou Headquarters or the Lafayette Field Office at 337.262.2080.*

**Commercial fishing is prohibited in Russell Sage WMA.**

## Labeling

No product labeled "crawfish" may be sold in Louisiana unless it consists of, or is derived from, the red swamp crawfish (*Procambarus clarkii*), the white river crawfish (*Procambarus zonangulus*) or Louisiana pond-raised crawfish.

No owner or manager of a restaurant that sells imported crawfish shall misrepresent to the public, either verbally, on a menu or on signs displayed on the premises, that the crawfish is domestic.



# REPTILES & AMPHIBIANS

Contact: Nicole Lorenz, 225.765.2643, nlorenz@wlf.la.gov

Regulations for commercially collecting reptiles and amphibians apply to native lizards, snakes, turtles, frogs, salamanders and related species. They do not apply to alligators.

## Additional Licenses & Permits

If you:	You must have a/an:	Fees and notes:
Gather reptiles and amphibians for sale	Reptile and Amphibian Collector License	\$55 resident/\$10 resident under age 18, \$420 nonresident
Buy, acquire or handle for resale or sell any native reptiles or amphibians, including those reared in captivity, in Louisiana	Reptile and Amphibian Wholesale/Retail Dealer License	\$220 resident, \$880 nonresident. Nonresidents may instead purchase a Three-Day Reptile and Amphibian Wholesale/Retail Dealer License (\$150; valid for three consecutive days). Licensed wholesale/retail seafood dealers are exempt from this license.
Operate commercial transport vehicles and load, unload or transport reptiles or amphibians	Reptile and Amphibian Collector License, Reptile and Amphibian Wholesale/Retail Dealer License, OR Reptile and Amphibian Transport License OR Wholesale/Retail Seafood Dealer License along with a Seafood Transport License	Transport License: \$65/vehicle resident, \$250/vehicle nonresident; transferable between vehicles. Only licensed reptile and amphibian collectors or wholesale/retail dealers may purchase. Individuals holding transport licenses may not buy/sell reptiles or amphibians unless buying on behalf of the dealer to whom the transport license was issued and transporting purchases back to them.

## Prohibited Species

You may not harvest alligator snapping, box or razor-backed musk turtles for commercial purposes. You may not harvest any of the following for any purpose in Louisiana:

- Salamanders (tiger, southern red backed, Webster's, mud and red)
- Sea turtles (green, hawksbill, Kemp's Ridley, leatherback and loggerhead)
- Black pine snake
- Louisiana pine snake
- Gopher tortoise
- Ringed sawback turtle
- Dusky gopher frog
- Eastern diamondback rattlesnake

## Legal Collection Methods

You may not remove nests or animals tending their nests. You may not use gasoline to flush animals from hiding places. You may not destroy natural habitat while searching for animals.

You must mark traps or other capture devices with your name, address and license number if you leave them unattended. You must check them daily.

You must place turtle traps in a way that leaves enough area above the waterline for turtles to breathe. You must mark them with the words "turtle trap." They must have one or more horizontal throat. You may not possess finfish while turtle trapping. You may not use any trap or net to harvest diamondback terrapins; you may only take diamondback terrapins by hand.

You may take frogs using any visible light and mechanical devices known as frog catchers or with devices that puncture the skin such as gigs and spears. You may not carry a firearm while hunting/taking frogs at night.

## Closed Seasons & Areas

You may not harvest bullfrogs or pig frogs/grunters during April and May. You may not take diamondback terrapins from April 15 to June 15.

You may not collect reptiles and amphibians for commercial purposes from any WMA or state wildlife refuge.

## Size/Possession Limits

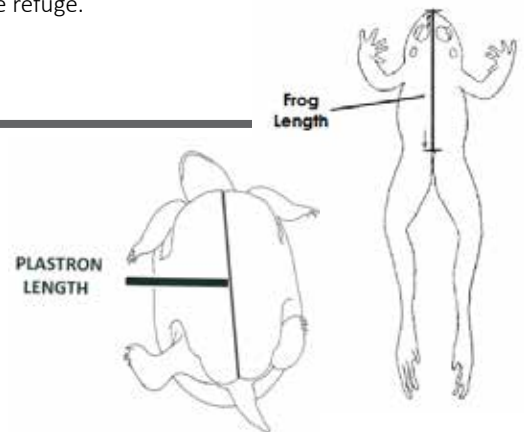
**Bullfrogs:** must be at least 5 inches long\*

**Pig Frogs/Grunters:** must be at least 3 inches long, measured from the tip of the muzzle to the posterior end of the body between the hind legs. A permitted owner (or authorized representative) of a privately-owned waterbody may take undersized frogs from their privately-owned waterbody and sell them for stocking other waterbodies.

**Diamondback Terrapins:** must be at least 6 inches long on the plastron (bottom shell plate)

**Green Anoles:** must be at least 1-3/4 inches snout-vent length or 5 inches overall length

**Turtle Eggs:** no harvest of turtle eggs, except for red-eared slider eggs



# INDUSTRY RESOURCES

Contact: Richard Williams, 225.765.0121, [rrwilliams@wlf.la.gov](mailto:rrwilliams@wlf.la.gov)

## Get Involved!

To manage Louisiana's fisheries, LDWF and the Commission rely on scientific data and landings records as well as public input. Our decisions directly impact you, so it's important that we have your input as we define management goals and strategies. We encourage you to participate in the management process to ensure that we consider your interests and that you understand the regulatory process and resulting management actions.

LDWF has organized task forces for Louisiana's shrimp, blue crab, oyster and finfish industries. These task forces are made up of representatives from the respective industries as well as relevant state agencies. They are responsible for studying and monitoring their industries and making

recommendations to LDWF, the Commission and other state agencies on managing and developing their industries. Task forces meet regularly and meetings are open to the public. Read more online at:

- Shrimp Task Force: [www.wlf.la.gov/page/shrimp-task-force](http://www.wlf.la.gov/page/shrimp-task-force)
- Blue Crab Task Force: [www.wlf.la.gov/page/crab-task-force](http://www.wlf.la.gov/page/crab-task-force)
- Oyster Task Force: [www.wlf.la.gov/page/oyster-task-force](http://www.wlf.la.gov/page/oyster-task-force)
- Finfish Task Force: [www.wlf.la.gov/page/finfish-task-force](http://www.wlf.la.gov/page/finfish-task-force)

The Wildlife and Fisheries Commission's monthly meetings and our open regulatory process provide additional opportunities for public input. Please visit the Commission's website for more information: [www.wlf.la.gov/page/commission](http://www.wlf.la.gov/page/commission).

**Sign up to receive text and/or email notifications about season openings and closings, regulatory changes and task force and Commission meetings at [www.wlf.la.gov/signup](http://www.wlf.la.gov/signup).**

## Louisiana Fisheries Forward

Louisiana Fisheries Forward (LFF) is a voluntary education and training program for members of Louisiana's fishing community. Created by LDWF and Louisiana Sea Grant, LFF delivers training videos and fact sheets on a number of topics such as how to be a commercial fisherman and seafood business finance and management, as well as hands-on workshops, trainings and demonstrations to showcase new technology and best practices. LFF's goal is to help improve the economic success of Louisiana's fishing industry. Learn more at [lafisheriesforward.org](http://lafisheriesforward.org).

## Louisiana Wild Seafood Certificate Program

Through the Louisiana Wild Seafood Certification Program (LWSCP), LDWF aims to build a brand that guarantees the origin of Louisiana wild-caught seafood. Through strict chain of custody requirements, the program guarantees that all seafood products bearing the Certified Louisiana Seafood label were caught in Louisiana or Gulf waters by a licensed Louisiana fisherman, landed at a Louisiana dock and processed and packaged by a Louisiana-based company. The program provides education for participants on best seafood handling and sanitation practices to ensure the utmost safety and quality. When a buyer sees this label, they can be confident they're buying authentic Louisiana wild-caught seafood, a premium product known for freshness, consistent quality and sustainability, and that they're supporting our local fishing communities.

By branding and showcasing Louisiana seafood, LWSCP helps suppliers increase the value of their seafood and remain competitive in the marketplace. LWSCP participants benefit from free marketing support, such as:

- Market portal linking Certified Louisiana Seafood suppliers with buyers.
- Promotions through the program website, social media and events including seafood festivals and industry conventions.
- Point-of-sale materials such as decals, brochures and apparel.
- Access to program partners including the Louisiana Seafood Promotion and Marketing Board, Audubon GULF, NOAA Fisheries, Louisiana Sea Grant and other partners who purchase and promote Certified Louisiana Seafood.

Licensed Louisiana commercial fishermen are automatically eligible for the program; licensed Louisiana Fresh Products dealers and Wholesale/Retail Seafood dealers must obtain a permit to participate. They must also comply with all state and federal permitting and reporting requirements. Find out more or sign up to participate at [LouisianaCertifiedSeafood.com](http://LouisianaCertifiedSeafood.com).



# FOR-HIRE OPERATORS/CHARTER VESSELS

Saltwater Contact: Jason Adriance, 504.284.2032, jadriance@wlf.la.gov

Freshwater Contact: Kristi Butler, 225-765-2331, kbutler@wlf.la.gov

## Licenses & Permits

To operate a vessel for hire and derive income from taking recreational fishermen within the state to take fish, you must have one or more of the following licenses issued by LDWF. To apply for LDWF-issued licenses, contact 225.765.2898 or visit LDWF's headquarters at 2000 Quail Drive in Baton Rouge. New applicants must apply in person at LDWF's headquarters. Renew your license online at [www.wlf.la.gov/page/commercial-licenses-and-permits](http://www.wlf.la.gov/page/commercial-licenses-and-permits). You must have additional permits issued by NOAA Fisheries to operate a vessel for hire in federal waters and take passengers to recreationally fish for and retain federally managed species. Fishermen should stay informed of the state/federal jurisdictional boundary as future congressional actions may affect current boundary demarcation as it applies to reef fish species.

If you:	You must have a/an:	Fees and notes:
Operate a charter fishing vessel in saltwater areas of the state	Saltwater Charter Boat Fishing Guide License	Up to six passengers: \$300 resident, \$2,000 nonresident; more than six passengers: \$700 resident, \$2,500 nonresident. To qualify for this license, the captain of a charter vessel must present the following: <ul style="list-style-type: none"> <li>• A valid U.S. Coast Guard Captain's License</li> <li>• A valid driver's license</li> <li>• A Louisiana Recreational Fishing License.</li> <li>• Proof of liability insurance (<i>see page 33</i>)</li> </ul> A licensed Charter Boat Fishing Guide may not have a Spotted Seatrout Permit.
Operate a charter fishing vessel in freshwater areas of the state	Freshwater Charter Guide License	\$150 resident, \$1,000 nonresident. To qualify for this license, the captain of a charter vessel must present the following: <ul style="list-style-type: none"> <li>• A valid driver's license</li> <li>• Louisiana Basic Fishing License</li> <li>• Proof of liability insurance (<i>see page 33</i>)</li> </ul>
Are a charter fishing operation which does not have a charter boat fishing guide present and consists of a large vessel carrying small skiffs that will be used by no more than two people for fishing purposes	<ul style="list-style-type: none"> <li>• Mothership License (for the main motorized vessel)</li> <li>• Charter Skiff License (for each skiff)</li> </ul>	<ul style="list-style-type: none"> <li>• Mothership with up to six skiffs: \$1,500 resident and nonresident; mothership with more than six skiffs: \$3,000 resident and nonresident; mothership captain must have a valid U.S. Coast Guard Captain's License on his person.</li> <li>• Charter Skiff License (2 persons per skiff limit): \$75 resident and nonresident; identifies the mothership to which it is attached; a licensed skiff may only be used for fishing purposes while the mothership to which it's attached is located in Louisiana waters</li> </ul>
Are a charter boat captain whose passengers are fishing for tunas, billfish, swordfish, amberjacks, groupers, snappers, hinds, cobia, wahoo or dolphin	Charter Recreational Offshore Landing Permit	No fee; go to <a href="http://www.wlf.la.gov/rolp">www.wlf.la.gov/rolp</a> for more details and to obtain a permit. Must be a "Charter" Recreational Offshore Landing Permit.
Own or operate a charter vessel or headboat and take people out fishing in federal waters to catch and keep mackerels, cobia, little tunny, cero, dolphin or bluefish	Gulf of Mexico Charter Vessel/ Headboat Coastal Migratory Pelagics Permit	No permits are currently being issued (as of 6/16/2003); you may not sell fish under this permit. Go to <a href="http://sero.nmfs.noaa.gov/permits">sero.nmfs.noaa.gov/permits</a> for more information. Permitholders must comply with federal Southeast For-Hire Integrated Electronic Reporting Program requirements ( <a href="http://wlf.la.gov/page/sefhier">wlf.la.gov/page/sefhier</a> )
Own or operate a charter vessel or headboat and take people out fishing in federal waters to catch and keep snappers, groupers, amberjack, tilefish, hogfish or gray triggerfish	NOAA Fisheries Charter Vessel/ Headboat Reef Fish Permit	No permits are currently being issued (as of 6/16/2003). You may not sell fish under this permit. If your vessel also has a federal Commercial Reef Fish Permit, it must have a VMS onboard. Go to <a href="http://sero.nmfs.noaa.gov/permits">sero.nmfs.noaa.gov/permits</a> for more information. Permitholders must comply with federal Southeast For-Hire Integrated Electronic Reporting Program requirements ( <a href="http://wlf.la.gov/page/sefhier">wlf.la.gov/page/sefhier</a> )
Own or operate a charter vessel or headboat fishing for or retaining tunas, sharks, swordfish and billfish in both state or federal waters	NOAA Fisheries Atlantic Highly Migratory Species (HMS) Charter/ Headboat Permit	\$20; go to <a href="http://hmspermits.noaa.gov">hmspermits.noaa.gov</a> to buy or renew a permit. A licensed U.S. Coast Guard captain must be onboard the vessel fishing for Atlantic HMS. The vessel must comply with U.S. Coast Guard safety gear regulations. A permitted vessel may take passengers to recreationally fish for or retain any Atlantic HMS with rod and reel; tunas, sharks and swordfish with handline; tunas with green-stick or bandit gear; and free-swimming tunas (except bluefin) with a speargun. This permit also allows some commercial sale of tunas, swordfish and sharks, depending on the for-hire status of the vessel and possession of certain permits. A shark endorsement on the permit is required to fish recreationally for sharks.

## Insurance Requirements

---

Licensed charter boat fishing guides and mothership vessels must have proof of liability insurance in their possession while on the water and make it available for inspection by duly authorized agents LDWF. Insurance must be:

- In their name (charter boat fishing guides only).
- Currently in force.
- Written by a company with at least an A- rating in the latest printing of A.M. Best's Key Rating Guide.
- Of a commercial nature.
- Not associated with a primary residence.
- At least \$300,000 in coverage per occurrence.

## Regulations

---

Individuals fishing under the direction of a charter boat fishing guide or mothership operation south of the saltwater line for saltwater species must have a Louisiana Recreational Saltwater Fishing License in addition to a Louisiana Basic Recreational Fishing license, except those persons otherwise exempted.

Existing state and federal recreational regulations apply. See LDWF and the Gulf Council's recreational fishing regulations brochures for additional details.

- Passengers on a for-hire vessel operated by a legally licensed Louisiana guide who has a valid Charter Recreational Offshore Landing Permit in his/her possession may harvest and possess tunas, billfish, swordfish, amberjacks, snappers, groupers, hinds, cobia, wahoo and dolphin without having individual Recreational Offshore Landing Permits.
- Federally permitted for-hire vessels fishing in state waters must comply with federal regulations, unless state regulations are more restrictive.
- Passengers on charter vessels or headboats with two captains for trips longer than 24 hours may keep a two-day bag limit of reef fish, king mackerel and Spanish mackerel. One-day bag limits apply to all other species and trips, regardless of trip length.

- The captain and crew of a vessel under charter may not harvest any grouper, greater amberjack or red snapper (their possession limit is zero).
- Operators of vessels with Gulf of Mexico reef fish charter vessel/headboat permits must comply with guidelines for proper care and release of incidentally caught smalltooth sawfish and sea turtles and must have specific gear onboard to ensure proper release of such species.
- When fishing for swordfish, a charter vessel may keep no more than 1 swordfish per paying passenger with a maximum of up to 6 per vessel per trip, whichever is less. All swordfish must be reported via the NOAA Fisheries HMS permit website or phone number ([www.hmspermits.noaa.gov](http://www.hmspermits.noaa.gov) or 1-888-872-8862).



