

Louisiana Commission on Law Enforcement
and Administration of Criminal Justice

Released Date May 1, 2023

2021

ANNUAL REPORT



CRIME IN LOUISIANA

A joint project of the Louisiana Commission on Law Enforcement and
Administration of Criminal Justice and the Louisiana Sheriff's
Association

Prepared by:

*The Louisiana Statistical Analysis Center
and The Louisiana Uniform Crime Reporting Program*

State of Louisiana

Office of the Governor

Louisiana Commission on Law Enforcement
and Administration of Criminal Justice

JOHN BEL EDWARDS
GOVERNOR

JIM CRAFT
EXECUTIVE DIRECTOR



May 1, 2023

Honorable John Bel Edwards
Governor
State of Louisiana
Post Office Box 94004
Baton Rouge, Louisiana 70804

Dear Governor Edwards:

It is my privilege to present to you and the Legislature, *Crime In Louisiana 2021*, pursuant to Louisiana Revised Statute 15:1204.2.

The continued success of this publication and the Uniform Crime Reporting Program are due largely to the cooperative efforts of municipal and parish law enforcement agencies. As Executive Director of the Louisiana Commission on Law Enforcement and Administration of Criminal Justice, I must credit these agencies for their support.

It is my hope that the publication provides the public, law enforcement administrators, and the Legislature with valuable information with which they can make informed public policy decisions in response to crime.

Sincerely,

Jim Craft
Executive Director

LOUISIANA UNIFORM CRIME REPORTING PROGRAM

Crime in Louisiana

2021

A report on the number of offenses reported and the arrests made by the Law Enforcement Agencies in Louisiana

May 1, 2023

**Louisiana Commission on Law
Enforcement and Administration of
Criminal Justice**

P.O. Box 3133 / 602 North 5th Street
Baton Rouge, Louisiana 70821-3133
Office Phone: 225-342-1500
FAX Number: 225-342-1824

**Louisiana Sheriffs' Association
Louisiana Incident Based
Reporting System**

1175 Nicholson Drive
Baton Rouge, Louisiana 70802
Office Phone: 225-343-8402
FAX Number: 225-336-0343

Table of Contents

Crime in Louisiana	4
Part 1 Louisiana Synopsis of Crime Reporting Programs	11
Louisiana Incident Based Reporting System (LIBRS) Program Information	12
Acknowledgement of Louisiana LIBRS Participation.....	13
Part 2 Statistics for Louisiana Incident Based Reporting System (LIBRS)	17
LIBRS Participation	19
Offense Type.....	19
Crimes Against Persons	19
Crimes Against Property	29
Crimes Against Society	44
All Violent Crime Offenders vs Victim Demographics.....	57
Crimes Data	57
Hate Data	64
Expanded Homicide Data	66
Expanded Property Data	69
Arrest Data	70
Law Enforcement Collections	74
Officers Killed and Assaulted.....	75
Part 3 Appendices	78

Purpose

The crime summary points out changes in crime rates between the years of 2009 and 2019 for the agencies that reported the entire 12-month reporting period. The report includes crime trends from 2009 to 2020. There are several charts with information on regional breakdowns by cities, metropolitan and non-metropolitan parishes, colleges and universities, and other law enforcement entities.

The reader is reminded that the comparison of data between years and between villages, towns, cities, parishes or law enforcement agencies is discouraged due to the fact that the data presented may not have all of the same contributors year to year or the mitigating circumstances that impact crime rates is not included in the statistics presented in this publication. These statistics represent the available data for this 12-month snapshot by participating agencies for January 1, 2021, through December 31, 2021.

The Publication

This publication of Crime in Louisiana is to provide the reader with the most current certified information available regarding the number of offenses reported and arrests by Louisiana law enforcement agencies. The information is designed to increase public awareness and understanding of such issues that impact the law enforcement and criminal justice agencies in Louisiana.

Uniform Crime Reporting (UCR) Program

The FBI's UCR Program is a nationwide, cooperative statistical effort of more than 18,000 city, university and college, county, state, tribal, and federal law enforcement agencies voluntarily reporting data on crimes brought to their attention. Since 1930, the FBI has administered the UCR Program and has continued to assess and monitor the nature and type of crime in the nation. The program's primary objective is to generate reliable information for use in law enforcement administration, operation, and management. Over the years, however, the data have become one of the country's leading social indicators. Criminologists, sociologists, legislators, municipal planners, the media, and other students of criminal justice use the data for varied research and planning purposes.

Currently, the UCR Program is comprised of five subprograms: the Louisiana Incident-Based Reporting System (LIBRS), National Incident-Based Reporting System (NIBRS), the Law Enforcement Officers Killed and Assaulted (LEOKA), Program, Human Trafficking, and the Hate Crime Statistics Program. To provide a picture of the changes in crime across the country and to provide useful data to police agencies, it was incumbent to limit the statistics to be gathered. Recognizing the problem, among others, of coping with volume, only those criminal acts deemed most serious, most pervasive across the country, most likely to be reported and most frequently committed are counted in the UCR Program. The seven Part I offense classifications included the violent crimes of murder and non-negligent manslaughter, rape, robbery, and aggravated assault as well as the property crimes of burglary, larceny-theft, and motor vehicle theft. By congressional mandate, arson was added as a Part I offense category in 1979, and human trafficking/commercial sex acts and human trafficking/involuntary servitude were added as Part I offenses in 2013.

LOUISIANA'S UNIFORM CRIME REPORTING PROGRAM (LUCR)

In the legislative session of 1991, House Bill 1176 passed both the House and the Senate to become Act 509 creating Louisiana Revised Statute 15:1204.2. This law created and allows for the establishment of a uniform crime reporting system in Louisiana. The Summary Uniform Crime Reporting System was the first of three components to be established. Following it, development of the Louisiana Incident Based Reporting System and the Louisiana Law Enforcement Management Information System began.

LOUISIANA'S INCIDENT-BASED REPORTING SYSTEM (LIBRS)

In March 2003, the Louisiana Incident-Based Reporting System (LIBRS) program received FBI (NIBRS) certification. LIBRS is a centralized database and repository for Louisiana participating agencies and a more detailed form of reporting. It was the result of a study done by law enforcement agencies in our nation in the 1980's to better define the needs of law enforcement. Incident Based Reporting will enhance the quantity, quality and timeliness of statistical data collected by the law enforcement community. It will also improve the methodology used for compiling, analyzing, auditing, and publishing collected crime data.

Incident-Based Reporting is a system that collects information on an incident-by-incident basis. It provides us with all the crimes that occur during a criminal incident, unlike the Summary UCR System that follows the "Hierarchy Rule" which will list the most serious offense and not record the others. An example is that the murder of a woman that has been robbed, beaten and raped would only document the murder and not the other three crimes. LIBRS would record the murder, robbery, and the rape as three offenses although it all occurred at one time. The LIBRS system includes a category called "Crimes against Society" which produces data on crimes such as drug and narcotic offenses. Another important feature of IBR is the expansion of victim-to-offender relationships.

The system will also have increased "circumstances" reporting, where more information will be collected in the area of circumstances involved in the offense. There will be more correlation between offenses, property, victims, offenders and arrestees, all pertinent information necessary in crime analysis. In addition, a new area of social concern, hate crimes, has been included in LIBRS. Hate crimes are crimes that show prejudice and bias toward a group of people or an individual member of a group. Federal law includes the areas of race, ethnicity, sexual orientation and religion in its definition of hate crime.

LIBRS is to serve several functions. It is to replace Summary UCR as the base statistical system for crime data in the state. Second, it is intended to provide the additional statistical information necessary to properly plan modifications to the state criminal justice system. Examples of this include determining the need for additional state prison or local jail space, and the need for additional law enforcement officers. In addition, it will help determine the impact of proposed changes in terms of both cost and programmatic effect.

LIBRS is also part of a larger effort to improve criminal justice records at the local level where it serves to both standardize the information collected at point of incident and point of arrest, and

to create standards for the electronic transfer of law enforcement data statewide. It is through its role in the improvement of criminal justice records at the local level that LIBRS provides the basis for the state level Criminal Justice Records Improvement Program. The reader will find information regarding the Criminal Justice Records Improvement Program later in this publication.

LIBRS is available to law enforcement agencies at no cost to the agencies. The LIBRS and LUCR staff is working diligently to transition more agencies to LIBRS reporting that will benefit the agency's crime reporting abilities as well as the statewide efforts to report crime in more detail. Please refer to pages 14-16 for a list of participating agencies that are LIBRS certified agencies.

LOUISIANA LAW ENFORCEMENT MANAGEMENT INFORMATION SYSTEMS (LA-LEMIS)

LEMIS IBR, a joint project between the Louisiana Commission on Law Enforcement (LCLE) and the Louisiana Sheriffs' Association (LSA), provides FREE OF COST software and support to all Louisiana law enforcement agencies. No software license is required and there is no database software to purchase. LEMIS is built to operate on modern Windows-based computer operating systems.

WHY USE LEMIS IBR? LEMIS IBR is developed and supported by state and federal funding and is provided to all Louisiana law enforcement agencies. Technical support is available during normal business hours. LCLE and LSA continually upgrade LEMIS IBR with new functionality requested by user agencies that adapt to evolving state and federal requirements.

KEY FEATURES

- Complete Records Management System
- Tracks complaints, incidents, warrants, citations, tickets & property
- Simplified internet installation and updates
- Automates reporting for LIBRS
- Free for all Louisiana Law Enforcement Agencies (including Universities)
- Equipped with a CAD system
- LOCKDOWN Jail Management component

There are numerous law enforcement agencies in the state that do not have computerized law enforcement management software. Because of this, the Louisiana Sheriffs' Association and the Louisiana Commission on Law Enforcement joined efforts in developing a software package for law enforcement agencies. The Louisiana Commission on Law Enforcement and Louisiana Sheriffs' Association will provide LEMIS IBR Version 2.0 application support free of charge to all Louisiana law enforcement agencies. LEMIS IBR represents the future of crime reporting coupled with record management capabilities in Louisiana. The software packages described in this section give Louisiana law enforcement a complete statewide records management system that coordinates their efforts from the initial contact until the inmate is released or their case has been resolved.

CRIMINAL RECORDS IMPROVEMENT PROGRAM

Since the inception of the Crime Control Act of 1990, the Louisiana Commission on Law Enforcement has undertaken several initiatives to improve Louisiana's criminal justice records. The LCLE has worked continuously in collaboration with the Louisiana Supreme Court, the

Louisiana Department of Public Safety and Corrections, the Louisiana Sheriffs' Association, the Louisiana Association of Chiefs of Police, and the Louisiana District Attorneys' Association to design and develop an Integrated Criminal Justice Information System (ICJIS) for the State of Louisiana. The primary goal of the ICJIS is to create a criminal justice information system that will provide timely and accurate information to criminal justice decision makers at the crucial time it is needed, a system that would not only benefit the entire criminal justice community but the citizens of Louisiana as well.

In order to begin development of a Louisiana ICJIS, it was necessary that an advisory board be created that would bring all the participating agencies together. In the 1999 Regular Legislative session, the ICJIS Policy Board was established. The Board consists of thirteen members from different areas of the criminal justice community. Representatives from each of the following make up the ICJIS Policy Board: Louisiana Supreme Court, Louisiana Senate, Louisiana House of Representatives, Governor's Designee, Louisiana Commission on Law Enforcement, Attorney General Designee, Department of Public Safety and Corrections, Office of Public Safety Services, Louisiana Association of Chiefs of Police, Louisiana Sheriffs' Association, Louisiana District Attorneys' Association, Louisiana District Court Judges Association and the Louisiana Association of Clerks of Court.

The purpose of the Board is to assist the agencies involved in the operations of the individual systems by facilitating the development of the Integrated Criminal Justice Information System (ICJIS), providing for common standards which ensure communications among systems, and providing a common forum for the discussion of issues affecting the agencies involved. Some of their specific duties include:

1. the coordination of the design, development, maintenance, and use of an ICJIS serving the criminal justice agencies in Louisiana;
2. the development and maintenance of a strategic plan for the design, development, maintenance and overall ICJIS;
3. the development and maintenance of a criminal justice data dictionary for use by all criminal justice agencies in their activities relative to the ICJIS so as to facilitate communication among agencies on the system;
4. the development and maintenance of communication hardware and software standards to be used by all criminal justice agencies desiring to participate in the ICJIS;
5. the development of policy coordinating the development, maintenance, and utilization of the ICJIS and the state level criminal justice information systems in their capacity as components of the ICJIS; and
6. the coordination of developmental plans prepared by specific agencies charged with the responsibility of operating state level criminal justice information systems only in their capacity as components of the ICJIS to ensure that individual development plans are in accord with the overall system development effort.

The ICJIS is a collective effort among the agencies and associations listed above to provide access to appropriate information contained in the following systems:

- Automated Fingerprint Identification System (AFIS);
- Computerized Criminal History (CCH);

- Louisiana Incident Based Reporting System (LIBRS) from law enforcement; the Case
- Management Information System (CMIS);
- Statewide Protective Order Repository (SPOR) from the courts;
- Prosecutors' Information Management System (PIMS) from the Louisiana District Attorneys' Association;
- Corrections and Justice Unified Network (CAJUN);
- Juvenile Electronic Tracking System (JETS) from corrections, and
- Louisiana Victim Information Notification Everyday Network (LAVINE)

A major advancement in the ICJIS effort was the Board's decision to direct funding received from the federal COPS Technology Program to the development and implementation of the Louisiana Civil and Criminal Information Exchange (LACCIE) system. LACCIE was developed by the Jefferson Davis Parish Sheriff's Office, through a sub grant from LCLE, and is currently administered by the Louisiana Sheriffs' Association (LSA). LACCIE is available to Louisiana criminal justice agencies 7 days per week, 24 hours per day, 365 days per year. Major state and local databases are linked to LACCIE, thereby providing cross database analytical capabilities to participating agencies. This connectivity is seen as a major gain for criminal justice information systems statewide. The LCLE continues to coordinate and monitor the LACCIE project, in partnership with the LSA, in order to ensure that local efforts remain in line with the goals and objectives of the ICJIS.

Part I

Louisiana Synopsis of Crime Reporting Programs

Louisiana Incident Based Reporting System (LIBRS)

Louisiana Incident Based Reporting (LIBRS) System



Acknowledgement of Louisiana for 2021

Table 1. Participation for LIBRS for Louisiana

The vision for LIBRS is for the law enforcement community's standard for quantifying crime, which will help law enforcement and communities around the country, use resources more strategically and effectively. In 2017, approximately 43 percent of United States law enforcement agencies that participated in the UCR Program submitted data via LIBRS. Since then, the FBI has received thousands of commitments from law enforcement across the nation to be NIBRS-compliant by 2021. Ultimately, the national transition to LIBRS by 2021 will further support the mission of the FBI's program to generate reliable information for use in law enforcement administration, operation, and management.

We would like to acknowledge the following law enforcement agencies for their participation in LIBRS. The FBI only includes the agencies that have reported for all 12 months of a calendar year and therefore will be reflected in the data.

**Denotes LIBRS certified agency.*



LIBRS Agencies

ACADIA PARISH

Acadia Parish S.O.*
Rayne P.D.*
Estherwood P.D.*
Iota P.D.*
Mermentau P.D.*
Morse P.D.*

ALLEN PARISH

Allen S.O.
Kinder P.D.

ASCENSION PARISH

Ascension Parish S.O.*
Gonzales P.D.*
Donaldsonville P.D.*

ASSUMPTION PARISH

Assumption Parish S.O.

AVOYELLES PARISH

Avoyelles S. O.
Bunkie P.D.
Cottonport P.D.
Marksville P.D.*
Moreauville P.D.

BEAUREGARD PARISH

Beauregard S.O.*
DeRidder P.D.*

BIENVILLE PARISH

Bienville S.O.*
Bryceland P.D.*
Castor P.D.*
Gibbsland P.D.*
Jamestown P.D.*
Mount Lebanon P.D.*
Ringgold P.D.*
Saline P.D.*

BOSSIER PARISH

Bossier Parish S.O.*
Bossier City P.D.*
Haughton P.D.

CADDO PARISH

Caddo Parish S.O.*
Blanchard P.D.*
Greenwood P.D.*
Ida P.D.*
LSU Health Sciences P.D.*
LSU – Shreveport C.P.*
Oil City P.D.
Shreveport P.D.

Southern University
Shreveport C.P.
Vivian P.D.*

CALCASIEU PARISH

Calcasieu Parish S.O.*
DeQuincy P.D.*
Iowa P.D.*
McNeese University P.D.*
Sulphur P.D.*
Vinton P.D.*
Westlake P.D.*

CALDWELL PARISH

Caldwell Parish S.O.*

CAMERON PARISH

Cameron Parish S.O.*

CATAHOULA PARISH

Jonesville P.D.*
Harrisonburg P.D.*
Sicily Island P.D.*

CLAIBORNE PARISH

Claiborne Parish S.O.*
Homer P.D.*

CONCORDIA PARISH

Concordia Parish S.O.*
Ferriday P.D.
Vidalia P.D.*
Clayton P.D.*

DeSOTO PARISH

DeSoto Parish S.O.
Mansfield P.D.*
Stonewall P.D.*

EAST BATON ROUGE PARISH

East Baton Rouge Parish S.O.*
Baker P.D.*
Baton Rouge P.D.*
LA Dept. of Public Safety
Southern Univ. B.R.C.P.*
Zachary P.D.*

EAST CARROLL PARISH

East Carroll Parish S.O.*
Lake Providence P.D.*

EAST FELICIANA PARISH

East Feliciana S.O.*
Clinton P.D.*
Jackson PD.
Norwood P.D.*
Wilson P.D.*

EVANGELINE PARISH

Evangeline Parish S.O.*
Mamou P.D.*
Basile P.D.*

FRANKLIN PARISH

Franklin Parish S.O.
Baskin P.D.*
Gilbert P.D.*
Winnsboro P.D.*
Zachary P.D.*

GRANT PARISH

Grant Parish S.O.*
Georgetown P.D.
Montgomery P.D.
Pollock P.D.

IBERIA PARISH

Iberia Parish S.O.*
Loreauville P.D.*

IBERVILLE PARISH

Iberville Parish S.O.*
Plaquemine Parish P.D.
St. Gabriel P.D.*
White Castle P.D.

JACKSON PARISH

Jackson Parish S.O.*

JEFFERSON PARISH

Jefferson Parish S.O.*
Gretna P.D.*
Harahan P.D.*
Kenner P.D.*
Westwego P.D.*

JEFFERSON DAVIS PARISH

Jefferson Davis Parish S.O.*
Jennings P.D.*
Lake Arthur P.D.

LAFAYETTE PARISH

Lafayette Parish S.O.*
Broussard P.D.*
Carencro P.D.

Lafayette P.D.
Scott P.D.
UL-Lafayette C.P.

LAFOURCHE PARISH

Lafourche Parish S.O.*
Golden Meadow P.D.*
Nicholls State Univ. C.P.
Thibodaux P.D.*
Lockport P.D.*

LaSALLE PARISH

Jena P.D.
LaSalle Parish S.O.
Olla P.D.*

LINCOLN PARISH

Lincoln Parish S.O.*
Grambling State University
C.P.
Louisiana Tech University
C.P.*
Dubach P.D.*

LIVINGSTON PARISH

Livingston Parish S.O.
Denham Springs P.D.
French Settlement P.D.
Killian P.D.
Port Vincent P.D.
Walker P.D.*

MADISON PARISH

Madison Parish S.O.*
Tallulah P.D.*
Delta P.D.*

MOREHOUSE PARISH

Morehouse Parish S.O.*
Bonita P.D.*
Mer Rouge P.D.*
Oak Ridge P.D.*
Collinston P.D.*
Bastrop P.D.

NATCHITOCHES PARISH

Natchitoches Parish S.O.
Clarence P.D.
Natchitoches P.D.

ORLEANS PARISH

Delgado Community College
C.P.*
New Orleans P.D.
UNO C.P.*
Tulane C.P.

OUACHITA PARISH

Ouachita Parish S.O.*
Monroe P.D.*
Tensas Basin Levee P.D.*
West Monroe P.D.*
Sterlington P.D.*

PLAQUEMINES PARISH

Plaquemines Parish S.O.*

POINTE COUPEE PARISH

Pointe Coupee Parish S.O.*
Fordoche P.D.*
Livonia P.D.*
Morganza P.D.*

RAPIDES PARISH

Rapides Parish S.O.*
Alexandria P.D.*
Ball P.D.
Pineville P.D.
Cheneyville P.D.*
Glenmore P.D.*
Lecompte P.D.*
McNary P.D.*

RED RIVER PARISH

Red River Parish S.O.

RICHLAND PARISH

Richland Parish S.O.*
Rayville P.D.*
Delhi P.D.*
Mangham P.D.*

SABINE PARISH

Sabine Parish S.O.
Fisher P.D.*
Florien P.D.
Many P.D.

ST. BERNARD PARISH

St. Bernard Parish S.O.*

ST. CHARLES PARISH

St. Charles Parish S.O.*

ST. HELENA PARISH

St. Helena Parish S.O.*
Montpelier P.D.*

ST. JAMES PARISH

St. James Parish S.O.*
Gramercy P.D.*

ST. JOHN THE BAPTIST PARISH

St. John the Baptist Parish
S.O.*

ST. LANDRY PARISH

St. Landry Parish S.O._
Eunice P.D.
Krotz Springs P.D.*
LSU Eunice C.P.*
Opelousas P.D.*
Cankton P.D.*
Grand Coteau P.D.*
Leonville P.D.*
Melville P.D.*
Palmetto P.D.*
Sunset P.D.*

ST. MARTIN PARISH

St. Martin S.O.*

ST. MARY PARISH

Baldwin P.D.
Berwick P.D.*
Franklin P.D.*
Morgan City P.D.*
Patterson P.D.*

ST. TAMMANY PARISH

St. Tammany Parish S.O.*
Covington P.D.
Folsom P.D.
Mandeville P.D.*
Pearl River P.D.*
Slidell PD.*
Abita Springs P.D.*

TENSAS PARISH

Newellton P.D.
Tensas Parish S.O.*
St. Joseph P.D.*
Waterproof P.D.*

UNION PARISH

Union Parish S.O.
Bernice P.D.*
Farmerville P.D.
Marion P.D.*

VERMILION PARISH

Vermilion Parish S.O.*
Abbeville P.D.*
Erath P.D.*
Decambre P.D.*
Gueydan P.D.

VERNON PARISH

Vernon Parish S.O.
Leesville P.D.

WASHINGTON PARISH

Washington Parish S.O.*

Bogalusa P.D.*
Franklinton P.D.

WEBSTER PARISH
Webster Parish S.O.*
Minden P.D.
Sibley P.D.*

**WEST BATON ROUGE
PARISH**
West Baton Rouge Parish
S.O.*

Addis P.D.*
Brusly P.D.*
Port Allen P.D.*

WEST CARROLL PARISH
West Carroll Parish S.O.*
Epps P.D.*
Forest P.D.*
Pioneer P.D.*
WEST FELICIANA PARISH
West Feliciana Parish S.O.*
St. Francisville P.D.

WINN PARISH
Winn Parish S.O.*
Winnfield P.D.

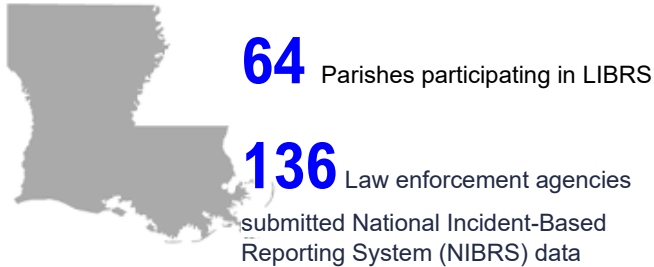
TANGIPAHOA PARISH
Kentwood P.D.*
Ponchatoula P.D.*
Tickfaw P.D.*
Southeastern University P.D.*
Hammond P.D.*
Independence P.D.

Part II

Statistics for Louisiana Incident Based Reporting System (LIBRS)

Crime in Louisiana 2021 Report:

HIGHLIGHTS



A total of 3,147 or 20% of offenses involved a handgun.

Offender Sex

In 2021, there were **10,675** male offenders compared to **3,179** female offenders in Louisiana.



71%

Offenders Male



21%

Offenders Male

In 2021, Louisiana law enforcement agencies reported **15,598** violent crime incidents and **18,358** offenses in Louisiana. The breakout by offense type was the following:

- **203,357** total offenses reported for Louisiana.
- **55,203** offenses were reported for Crimes Against Persons
- **109,812** offenses were reported for Crimes Against Property.
- **38,342** offenses reported for Crimes Against Society.

Offender Race

In 2021, the number of Black or African American offenders were **8,896** compared to **4,759** White offenders, **27** Asian offenders, and **27** American Indian or Alaska Native offenders.

- **59%** Black or African
- **32%** White
- **8%** Unknown



LIBRS Participation

Table 2. Participation for LIBRS for Louisiana

Number of Agencies	Population Covered
64	1,006,719

LIBRS Offense Type

Table 3. Offenses by Cities, Universities and Colleges, Metropolitan and Nonmetropolitan Parishes – Crimes Against Persons

Agency Type by Cities - Crimes Against Persons	Offense	Abbeville	Alexandria	Arnaudville	Baker	Basile	Bastrop	Baton Rouge	Bernice
	Assault Offenses								
	Aggravated Assault	91	681	2	0	9	116	2,165	3
	Simple Assault	201	1,569	1	0	3	127	2,164	5
	Intimidation	8	316	2	0	0	37	573	0
	Homicide Offenses								
	Murder and Nonnegligent manslaughter	2	21	0	0	0	8	88	0
	Negligent Manslaughter	1	0	0	0	0	1	8	0
	Human Trafficking								
	Commercial Sex Acts	0	0	0	0	0	0	0	0
	Involuntary Servitude	0	0	0	0	0	0	0	0
	Kidnapping / Abduction								
	Kidnapping / Abduction	10	30	0	0	1	2	69	0
	Sex Offenses								
	Rape	2	55	0	0	0	1	99	0
	Sodomy	0	2	0	0	0	0	4	0
	Sexual Assault with an Object	0	0	0	0	0	0	15	0
	Fondling	6	2	0	0	0	6	59	0
	Incest	0	0	0	0	0	0	0	0
	Statutory Rape	1	6	0	0	0	1	30	0

Table 4. Offenses by Cities, Universities and Colleges, Metropolitan and Nonmetropolitan Parishes – Crimes Against Persons

Agency Type by Cities - Crimes Against Persons	Offense	Blanchard	Bogalusa	Bossier City	Broussard	Church Point	Clinton	De Ridder	Dixie Inn	Erath
	Assault Offenses									
	Aggravated Assault	0	134	544	22	5	11	38	6	6
	Simple Assault	2	141	1,807	84	9	4	67	2	23
	Intimidation	0	23	317	11	0	0	9	0	5
	Homicide Offenses									
	Murder and Nonnegligent manslaughter	0	5	5	2	0	0	0	0	0
	Negligent Manslaughter	0	0	0	0	0	0	0	0	0
	Human Trafficking									
	Commercial Sex Acts	0	0	0	0	0	0	0	0	0
Agency Type by Cities - Crimes Against Persons	Involuntary Servitude	0	0	0	0	0	0	0	0	0
	Kidnapping / Abduction									
	Kidnapping / Abduction	0	5	21	2	0	0	8	1	0
	Sex Offenses									
	Rape	0	9	34	1	0	0	1	0	3
	Sodomy	0	0	0	0	0	0	0	0	1
	Sexual Assault with an Object	0	0	4	0	0	0	0	0	0
	Fondling	0	12	38	1	2	0	8	0	1
	Incest	0	0	1	0	0	0	0	0	0
	Statutory Rape	0	1	8	0	0	0	0	0	0

Table 5. Offenses by Cities, Universities and Colleges, Metropolitan and Nonmetropolitan Parishes – Crimes Against Persons

Agency Type by Cities - Crimes Against Persons	Offense	Fisher	Golden Meadow	Gonzales	Gramercy	Greenwood	Gretna	Hammond	Harahan	Heflin
	Assault Offenses									
	Aggravated Assault	0	9	59	12	6	100	240	24	0
	Simple Assault	0	33	192	29	17	215	325	43	1
	Intimidation	0	7	29	7	6	12	72	6	0
	Homicide Offenses									
	Murder and Nonnegligent manslaughter	0	0	1	0	0	1	5	1	0
	Negligent Manslaughter	0	0	0	0	0	0	1	0	0
	Human Trafficking									
	Commercial Sex Acts	0	0	0	0	0	0	0	0	0
Agency Type by Cities - Crimes Against Persons	Involuntary Servitude	0	0	0	0	0	0	0	0	0
	Kidnapping / Abduction									
	Kidnapping / Abduction	0	1	0	1	0	9	3	1	0
	Sex Offenses									
	Rape	0	0	1	0	0	4	9	1	0
	Sodomy	0	0	0	0	0	1	0	0	0
	Sexual Assault with an Object	0	0	0	0	0	0	0	1	0
	Fondling	0	3	11	0	0	2	5	1	0
	Incest	0	0	0	0	0	0	0	0	0
	Statutory Rape	0	1	1	0	0	1	1	0	0

Table 6. Offenses by Cities, Universities and Colleges, Metropolitan and Nonmetropolitan Parishes – Crimes Against Persons

Agency Type by Cities - Crimes Against Persons	Offense	Houma	Iowa	Jennings	Kenner	Krotz Springs	Lake Charles	Lutcher	Mansfield	Marion
	Assault Offenses									
	Aggravated Assault	246	51	2	228	8	307	4	23	0
	Simple Assault	669	27	1	569	14	672	11	4	2
	Intimidation	121	6	0	34	7	68	3	2	0
	Homicide Offenses									
	Murder and Nonnegligent manslaughter	20	0	0	8	1	9	0	1	0
	Negligent Manslaughter	1	0	0	0	0	0	0	0	0
	Human Trafficking									
	Commercial Sex Acts	0	0	0	1	0	1	0	0	0
	Involuntary Servitude	0	0	0	0	0	0	0	0	0
	Kidnapping / Abduction									
	Kidnapping / Abduction	8	1	0	11	0	7	0	0	0
	Sex Offenses									
	Rape	0	0	0	11	0	24	0	0	0
	Sodomy	0	0	0	0	0	0	0	0	0
	Sexual Assault with an Object	0	0	0	0	1	4	0	0	0
	Fondling	10	1	0	12	0	19	0	0	0
	Incest	0	0	0	0	0	0	0	0	0
	Statutory Rape	1	0	0	6	0	0	1	0	0

Table 7. Offenses by Cities, Universities and Colleges, Metropolitan and Nonmetropolitan Parishes – Crimes Against Persons

Agency Type by Cities - Crimes Against Persons	Offense	Marksville	Monroe	Morgan City	Opelousas	Patterson	Pearl River	Plain Dealing	Ponchatoula	Port Allen
	Assault Offenses									
	Aggravated Assault	73	1,114	119	267	39	11	0	36	39
	Simple Assault	93	1,073	241	410	59	22	0	57	39
	Intimidation	36	223	28	36	4	4	0	16	21
	Homicide Offenses									
	Murder and Nonnegligent manslaughter	1	19	0	5	0	0	0	0	0
	Negligent Manslaughter	0	0	0	0	0	0	0	0	0
	Human Trafficking									
	Commercial Sex Acts	0	0	1	0	0	0	0	0	0
	Involuntary Servitude	0	0	0	0	0	0	0	0	0
	Kidnapping / Abduction									
	Kidnapping / Abduction	2	16	8	3	0	0	0	1	4
	Sex Offenses									
	Rape	3	8	9	5	2	1	0	2	2
	Sodomy	1	0	0	0	0	0	0	0	0
	Sexual Assault with an Object	0	1	0	0	0	0	0	1	0
	Fondling	3	4	9	9	1	1	0	1	2
	Incest	0	0	2	0	0	0	0	0	0
	Statutory Rape	0	3	1	1	0	0	0	0	0

Table 8. Offenses by Cities, Universities and Colleges, Metropolitan and Nonmetropolitan Parishes – Crimes Against Persons

Agency Type by Cities - Crimes Against Persons	Offense	Rayne	Rayville	Ruston	Sibley	Slidell	Sulphur	Tallulah	Thibodaux	Vidalia
	Assault Offenses									
	Aggravated Assault	5	6	107	0	65	44	47	64	14
	Simple Assault	21	8	287	0	246	248	35	157	45
	Intimidation	5	1	50	1	15	14	4	31	9
	Homicide Offenses									
	Murder and Nonnegligent manslaughter	0	2	4	0	4	1	3	1	1
	Negligent Manslaughter	0	0	2	0	0	0	0	0	1
	Human Trafficking									
	Commercial Sex Acts	0	0	0	0	0	0	0	0	0
	Involuntary Servitude	0	0	0	0	0	0	0	0	0
	Kidnapping / Abduction									
	Kidnapping / Abduction	0	0	6	0	1	10	0	1	1
	Sex Offenses									
	Rape	0	0	7	0	2	7	0	2	0
	Sodomy	0	0	0	0	0	1	0	0	0
	Sexual Assault with an Object	0	0	1	0	0	1	0	1	0
	Fondling	0	0	7	0	8	5	0	11	0
	Incest	0	0	0	0	0	0	0	0	0
	Statutory Rape	0	0	0	0	0	1	1	0	0

Table 9. Offenses by Cities, Universities and Colleges, Metropolitan and Nonmetropolitan Parishes – Crimes Against Persons

Agency Type by Cities - Crimes Against Persons	Offense	Vinton	Walker	Westlake	West Monroe	Westwego	Zachary
	Assault Offenses						
	Aggravated Assault	24	23	10	200	54	84
	Simple Assault	84	104	21	197	137	124
	Intimidation	7	30	4	20	5	65
	Homicide Offenses						
	Murder and Nonnegligent manslaughter	0	0	0	2	3	4
	Negligent Manslaughter	0	0	0	0	0	0
	Human Trafficking						
	Commercial Sex Acts	1	0	0	1	0	0
	Involuntary Servitude	0	0	0	0	0	0
	Kidnapping / Abduction						
	Kidnapping / Abduction	2	3	0	17	2	6
	Sex Offenses						
	Rape	3	6	1	10	0	7
	Sodomy	0	0	0	0	0	1
	Sexual Assault with an Object	0	0	0	10	0	1
	Fondling	0	4	0	5	0	10
	Incest	0	0	0	0	0	0
	Statutory Rape	1	4	1	1	0	2

Table 10. Offenses by Cities, Universities and Colleges, Metropolitan and Nonmetropolitan Parishes – Crimes Against Persons

Agency Type by Universities and Colleges - Crimes Against Persons	Offense	Louisiana State University, Baton Rouge	Louisiana State University, Health Sciences Center, Shreveport	Louisiana Tech University	Southern University and A&M College, New Orleans	University of New Orleans
	Assault Offenses					
	Aggravated Assault	3	9	1	0	1
	Simple Assault	19	115	10	0	0
	Intimidation	14	21	2	0	1
	Homicide Offenses					
	Murder and Nonnegligent manslaughter	0	0	0	0	0
	Negligent Manslaughter	0	0	0	0	0
	Human Trafficking					
	Commercial Sex Acts	0	0	0	0	0
	Involuntary Servitude	0	0	0	0	0
	Kidnapping / Abduction					
	Kidnapping / Abduction	0	0	0	0	0
	Sex Offenses					
	Rape	1	0	1	0	0
	Sodomy	0	0	0	0	0
	Sexual Assault with an Object	3	0	0	0	0
	Fondling	3	1	0	0	0
	Incest	0	0	0	0	0
	Statutory Rape	0	0	0	0	0

Table 11. Offenses by Cities, Universities and Colleges, Metropolitan and Nonmetropolitan Parishes – Crimes Against Persons

Agency Type by Metropolitan Parishes - Crimes Against Persons	Offense	Acadia	Ascension	Bossier	Caddo	Calcasieu	East Baton Rouge	Grant	Iberville
	Assault Offenses								
	Aggravated Assault	0	359	129	51	814	577	48	111
	Simple Assault	2	1,014	512	113	1,252	1,061	101	286
	Intimidation	0	250	90	58	411	325	40	33
	Homicide Offenses								
	Murder and Nonnegligent manslaughter	0	7	1	0	5	11	8	3
	Negligent Manslaughter	0	0	0	0	0	2	0	0
	Human Trafficking								
	Commercial Sex Acts	0	0	1	0	0	0	0	0
	Involuntary Servitude	0	0	0	0	0	0	0	0
	Kidnapping / Abduction								
	Kidnapping / Abduction	0	14	8	0	10	27	7	2
	Sex Offenses								
	Rape	0	19	14	1	69	14	5	2
	Sodomy	0	0	2	0	1	4	0	0
	Sexual Assault with an Object	0	5	3	0	0	1	0	0
	Fondling	0	24	18	0	47	16	6	4
	Incest	0	0	0	0	2	0	0	0
	Statutory Rape	0	6	4	4	8	19	0	0

Table 12. Offenses by Cities, Universities and Colleges, Metropolitan and Nonmetropolitan Parishes – Crimes Against Persons

Agency Type by Metropolitan Parishes - Crimes Against Persons	Offense	Jefferson	Lafayette	Lafourche	Livingston	Morehouse	Ouachita	Plaquemines	Pointe Coupee
	Assault Offenses								
	Aggravated Assault	1,005	145	200	412	24	664	68	74
	Simple Assault	3,509	424	855	1,708	20	833	52	63
	Intimidation	387	49	209	409	21	530	25	16
	Homicide Offenses								
	Murder and Nonnegligent manslaughter	46	2	9	1	2	4	0	3
	Negligent Manslaughter	1	1	0	0	1	0	0	0
	Human Trafficking								
	Commercial Sex Acts	0	0	0	0	0	0	0	0
	Involuntary Servitude	0	0	0	0	0	0	0	0
	Kidnapping / Abduction								
	Kidnapping / Abduction	48	12	4	24	0	55	0	0
	Sex Offenses								
	Rape	49	15	11	71	2	25	0	7
	Sodomy	5	1	0	3	0	1	0	0
	Sexual Assault with an Object	1	1	0	0	0	13	0	0
	Fondling	61	10	34	60	1	3	1	5
	Incest	1	2	0	0	0	2	0	0
	Statutory Rape	11	4	6	25	1	6	0	2

Table 13. Offenses by Cities, Universities and Colleges, Metropolitan and Nonmetropolitan Parishes – Crimes Against Persons

Agency Type by Metropolitan Parishes - Crimes Against Persons	Offense	Rapides	St. Bernard	St. Charles	St. Helena	St. James	St. John the Baptist	St. Martin	Tangipahoa
	Assault Offenses								
	Aggravated Assault	337	97	119	39	102	111	173	744
	Simple Assault	819	265	444	34	274	351	460	572
	Intimidation	238	51	53	11	61	49	64	123
	Homicide Offenses								
	Murder and Nonnegligent manslaughter	6	1	6	2	5	6	11	16
	Negligent Manslaughter	2	0	1	0	0	1	0	1
	Human Trafficking								
	Commercial Sex Acts	0	0	0	0	0	0	0	0
	Involuntary Servitude	0	0	0	0	0	0	0	0
	Kidnapping / Abduction								
	Kidnapping / Abduction	23	1	6	0	3	3	4	26
	Sex Offenses								
	Rape	30	3	4	1	0	0	11	27
	Sodomy	0	0	0	0	0	0	1	0
	Sexual Assault with an Object	0	0	8	0	0	0	0	0
	Fondling	32	7	3	0	5	4	0	35
	Incest	0	2	1	0	0	0	0	0
	Statutory Rape	8	1	1	0	1	0	5	6

Table 14. Offenses by Cities, Universities and Colleges, Metropolitan and Nonmetropolitan Parishes – Crimes Against Persons

Agency Type by Metropolitan Parishes - Crimes Against Persons	Offense	Terrebonne	Vermilion	West Baton Rouge	West Feliciana
	Assault Offenses				
	Aggravated Assault	265	87	34	46
	Simple Assault	800	333	62	31
	Intimidation	122	67	16	2
	Homicide Offenses				
	Murder and Nonnegligent manslaughter	8	2	1	0
	Negligent Manslaughter	0	0	0	0
	Human Trafficking				
	Commercial Sex Acts	0	0	0	0
	Involuntary Servitude	0	0	0	0
	Kidnapping / Abduction				
	Kidnapping / Abduction	20	7	1	1
	Sex Offenses				
	Rape	3	7	0	6
	Sodomy	0	0	0	0
	Sexual Assault with an Object	0	0	0	0
	Fondling	13	11	0	1
	Incest	0	0	0	0
	Statutory Rape	3	2	0	1

Table 15. Offenses by Cities, Universities and Colleges, Metropolitan and Nonmetropolitan Parishes – Crimes Against Persons

Agency Type by Nonmetropolitan Parishes - Crimes Against Persons	Offense	Beauregard	Bienville	Caldwell	Catahoula	Claiborne	Concordia	East Carroll	Franklin	Jackson
	Assault Offenses									
	Aggravated Assault	39	35	0	17	16	34	21	76	11
	Simple Assault	108	88	0	37	9	33	8	151	61
	Intimidation	9	19	0	11	1	3	2	30	1
	Homicide Offenses									
	Murder and Nonnegligent manslaughter	0	1	0	1	0	2	4	5	0
	Negligent Manslaughter	0	0	0	0	0	0	0	0	0
	Human Trafficking									
	Commercial Sex Acts	0	0	0	0	0	0	0	0	0
	Involuntary Servitude	0	0	0	0	0	0	0	0	0
	Kidnapping / Abduction									
	Kidnapping / Abduction	3	1	0	4	1	1	0	0	0
	Sex Offenses									
	Rape	6	3	0	2	3	3	0	5	1
	Sodomy	1	0	0	0	0	0	0	0	0
	Sexual Assault with an Object	1	0	0	0	0	0	0	0	3
	Fondling	9	2	0	0	3	1	3	2	6
	Incest	2	0	0	0	0	0	0	1	0
	Statutory Rape	2	4	0	0	0	0	0	2	0

Table 16. Offenses by Cities, Universities and Colleges, Metropolitan and Nonmetropolitan Parishes – Crimes Against Persons

Agency Type by Nonmetropolitan Parishes - Crimes Against Persons	Offense	Lincoln	Richland	St. Landry	St. Mary	Tensas	Washington	Webster	West Carroll	Winn
	Assault Offenses									
	Aggravated Assault	58	58	147	117	0	138	22	1	29
	Simple Assault	114	23	298	227	0	213	79	7	24
	Intimidation	20	5	51	51	0	54	18	2	5
	Homicide Offenses									
	Murder and Nonnegligent manslaughter	3	0	13	6	0	6	0	1	1
	Negligent Manslaughter	1	0	0	0	0	1	0	0	0
	Human Trafficking									
	Commercial Sex Acts	0	0	0	0	0	1	0	0	1
	Involuntary Servitude	0	0	0	0	0	0	0	0	0
	Kidnapping / Abduction									
	Kidnapping / Abduction	1	2	1	3	0	12	2	1	0
	Sex Offenses									
	Rape	2	0	3	11	0	18	1	0	3
	Sodomy	0	0	0	0	0	1	0	1	0
	Sexual Assault with an Object	0	0	0	0	0	0	0	2	0
	Fondling	5	1	11	10	0	11	8	1	1
	Incest	0	0	0	1	0	0	0	0	0
	Statutory Rape	0	0	3	0	0	8	0	0	0

Table 17. Offenses by Cities, Universities and Colleges, Metropolitan and Nonmetropolitan Parishes – Crimes Against Property

Agency Type by Cities - Crimes Against Property	Offense	Abbeville	Alexandria	Arnaudville	Baker	Basile	Bastrop	Baton Rouge	Bernice
	Arson								
	Arson	0	3	0	0	0	7	12	0
	Bribery								
	Bribery	1	0	0	0	0	0	0	0
	Burglary/ Breaking and Entering								
	Burglary/ Breaking and Entering	37	1,002	1	0	0	135	2,953	2
	Counterfeiting / Forgery								
	Counterfeiting / Forgery	11	2	0	0	0	6	354	2
	Destruction/Damage/ Vandalism of Property								
	Destruction/Damage/ Vandalism of Property	36	839	2	0	0	196	2,471	1
	Embezzlement								
	Embezzlement	1	11	0	0	0	7	43	0
	Extortion/ Blackmail								
	Extortion/ Blackmail	1	0	1	0	0	0	20	0
	Fraud Offenses								
	False/ Pretense/ Swindle/ Confidence Game	5	16	0	0	1	1	224	0
	Credit Card/ Automated Teller Machine Fraud	2	10	0	0	0	1	201	0
	Impersonation	1	65	0	0	0	2	385	0
	Welfare Fraud	0	0	0	0	0	0	0	0
	Wire Fraud	0	6	0	0	0	0	10	0
	Identity Theft	0	0	0	0	0	0	0	0
	Hacking/ Computer Invasion	0	0	0	0	0	0	0	0
	Larceny/Theft Offenses								
	Pocket- picking	0	0	0	0	0	0	1,546	0
	Purse-snatching	0	3	0	0	0	1	6	0
	Shoplifting	76	2	0	0	0	53	1,118	0
	Theft from Building	2	1	0	0	0	75	101	0
	Theft from Coin Operated Machine or Devise	0	1	0	0	0	0	8	0
	Theft from Motor Vehicle	9	9	0	0	0	41	1,119	1
	All Other Larceny	112	2,009	0	0	0	276	1,480	1
	Motor Vehicle Theft								
	Motor Vehicle Theft	30	290	0	0	0	32	1,256	0
	Robbery								
	Robbery	6	93	0	0	0	7	310	0
	Stolen Property Offenses								
	Stolen Property Offenses	18	18	0	0	3	7	124	1

Table 18. Offenses by Cities, Universities and Colleges, Metropolitan and Nonmetropolitan Parishes – Crimes Against Property

Agency Type by Cities - Crimes Against Property	Offense	Blanchard	Bogalusa	Bossier City	Broussard	Church Point	Clinton	De Ridder	Dixie Inn	Erath
	Arson									
	Arson	0	2	4	1	0	0	1	0	0
	Bribery									
	Bribery	0	0	0	0	0	0	0	0	0
	Burglary/ Breaking and Entering									
	Burglary/ Breaking and Entering	2	87	350	47	4	0	25	0	1
	Counterfeiting / Forgery									
	Counterfeiting / Forgery	0	3	152	19	1	0	16	0	0
	Destruction/Damage/ Vandalism of Property									
	Destruction/Damage/ Vandalism of Property	1	217	642	48	5	1	76	2	7
	Embezzlement									
	Embezzlement	0	1	73	4	0	0	1	0	0
	Extortion/ Blackmail									
	Extortion/ Blackmail	0	0	15	0	0	0	0	0	0
	Fraud Offenses									
	False/ Pretense/ Swindle/ Confidence Game	0	9	30	6	1	0	10	0	1
	Credit Card/ Automated Teller Machine Fraud	0	0	106	5	0	0	3	0	2
	Impersonation	0	7	153	8	0	0	8	0	0
	Welfare Fraud	0	0	0	0	0	0	0	0	0
	Wire Fraud	0	0	10	4	0	0	5	0	0
	Identity Theft	0	0	0	0	0	0	2	0	0
	Hacking/ Computer Invasion	0	0	0	0	0	0	0	0	0
	Larceny/Theft Offenses									
	Pocket- picking	0	0	2	0	0	0	0	0	0
	Purse-snatching	0	0	2	1	0	0	0	0	0
	Shoplifting	0	37	623	2	0	0	13	0	0
	Theft from Building	0	0	187	0	0	0	3	0	0
	Theft from Coin Operated Machine or Devise	0	0	2	0	0	0	2	0	0
	Theft from Motor Vehicle	1	12	444	36	0	0	12	0	2
	All Other Larceny	1	227	1,056	159	9	0	107	1	8
	Motor Vehicle Theft									
	Motor Vehicle Theft	3	40	266	15	6	0	10	1	3
	Robbery									
	Robbery	0	9	74	2	1	0	1	0	0
	Stolen Property Offenses									
	Stolen Property Offenses	0	21	104	22	1	0	1	0	2

Table 19. Offenses by Cities, Universities and Colleges, Metropolitan and Nonmetropolitan Parishes – Crimes Against Property

Agency Type by Cities - Crimes Against Property	Offense	Fisher	Golden Meadow	Gonzales	Gramercy	Greenwood	Gretna	Hammond	Harahan	Heflin
	Arson									
	Arson	0	0	1	0	0	1	1	0	0
	Bribery									
	Bribery	0	0	0	0	0	1	0	0	0
	Burglary/ Breaking and Entering									
	Burglary/ Breaking and Entering	0	19	38	9	1	67	159	12	0
	Counterfeiting / Forgery									
	Counterfeiting / Forgery	0	2	24	2	0	10	16	3	0
	Destruction/Damage/ Vandalism of Property									
	Destruction/Damage/ Vandalism of Property	0	14	149	16	8	109	239	27	1
	Embezzlement									
	Embezzlement	0	0	6	1	1	1	34	3	0
	Extortion/ Blackmail									
	Extortion/ Blackmail	0	0	1	0	0	0	1	0	0
	Fraud Offenses									
	False/ Pretense/ Swindle/ Confidence Game	0	3	6	1	0	31	95	3	0
	Credit Card/ Automated Teller Machine Fraud	0	0	1	0	0	1	10	0	0
	Impersonation	0	0	15	13	3	4	23	12	0
	Welfare Fraud	0	0	0	0	0	0	0	0	0
	Wire Fraud	0	0	3	0	2	1	0	1	0
	Identity Theft	0	0	0	0	0	0	0	0	0
	Hacking/ Computer Invasion	0	0	0	0	0	0	0	0	0
	Larceny/Theft Offenses									
	Pocket- picking	0	0	0	0	0	0	2	0	0
	Purse-snatching	0	0	0	0	1	0	1	0	0
	Shoplifting	0	0	0	4	0	108	204	5	0
	Theft from Building	0	0	0	0	0	28	66	2	0
	Theft from Coin Operated Machine or Devise	0	0	0	0	0	0	0	0	0
	Theft from Motor Vehicle	0	20	93	6	0	81	137	7	0
	All Other Larceny	0	32	687	40	3	189	478	26	0
	Motor Vehicle Theft									
	Motor Vehicle Theft	0	2	35	5	6	51	109	9	0
	Robbery									
	Robbery	0	0	4	0	3	13	16	3	0
	Stolen Property Offenses									
	Stolen Property Offenses	0	3	16	1	0	41	28	7	0

Table 20. Offenses by Cities, Universities and Colleges, Metropolitan and Nonmetropolitan Parishes – Crimes Against Property

Agency Type by Cities - Crimes Against Property	Offense	Houma	Iowa	Jennings	Kenner	Krotz Springs	Lake Charles	Lutcher	Mansfield	Marion
	Arson									
	Arson	5	0	0	4	1	4	0	0	0
	Bribery									
	Bribery	0	0	0	0	0	0	0	0	0
	Burglary/ Breaking and Entering									
	Burglary/ Breaking and Entering	209	14	0	145	5	410	1	2	0
	Counterfeiting / Forgery									
	Counterfeiting / Forgery	30	1	0	28	1	17	0	0	0
	Destruction/Damage/ Vandalism of Property									
	Destruction/Damage/ Vandalism of Property	288	42	0	317	12	507	1	9	1
	Embezzlement									
	Embezzlement	2	1	0	9	0	3	0	0	0
	Extortion/ Blackmail									
	Extortion/ Blackmail	5	0	0	7	0	1	0	0	0
	Fraud Offenses									
	False/ Pretense/ Swindle/ Confidence Game	4	0	0	96	0	12	0	0	0
	Credit Card/ Automated Teller Machine Fraud	2	1	0	7	0	2	0	0	0
	Impersonation	20	5	0	107	1	48	3	0	0
	Welfare Fraud	0	0	0	0	0	0	0	0	0
	Wire Fraud	1	0	0	7	0	0	0	0	0
	Identity Theft	0	0	0	0	0	0	0	0	0
	Hacking/ Computer Invasion	0	0	0	0	0	0	0	0	0
	Larceny/Theft Offenses									
	Pocket- picking	0	0	0	0	0	1	0	0	0
	Purse-snatching	0	0	0	0	0	4	0	0	0
	Shoplifting	74	0	0	391	1	233	2	0	0
	Theft from Building	192	0	0	23	1	24	3	0	0
	Theft from Coin Operated Machine or Devise	0	0	0	1	0	2	0	0	0
	Theft from Motor Vehicle	150	0	0	313	8	332	8	1	0
	All Other Larceny	565	6	0	499	4	945	1	0	0
	Motor Vehicle Theft									
	Motor Vehicle Theft	77	6	0	154	1	205	0	1	0
	Robbery									
	Robbery	17	1	0	31	1	36	0	0	0
	Stolen Property Offenses									
	Stolen Property Offenses	12	6	0	51	2	47	0	0	0

Table 21. Offenses by Cities, Universities and Colleges, Metropolitan and Nonmetropolitan Parishes – Crimes Against Property

Agency Type by Cities - Crimes Against Property	Offense	Marksville	Monroe	Morgan City	Opelousas	Patterson	Pearl River	Plain Dealing	Ponchatoula	Port Allen
	Arson									
	Arson	0	3	4	4	2	0	0	0	0
	Bribery									
	Bribery	0	0	0	0	0	0	0	0	0
	Burglary/ Breaking and Entering									
	Burglary/ Breaking and Entering	44	536	92	238	17	6	0	21	11
	Counterfeiting / Forgery									
	Counterfeiting / Forgery	9	64	17	24	0	2	0	8	3
	Destruction/Damage/ Vandalism of Property									
	Destruction/Damage/ Vandalism of Property	99	1,280	147	461	34	16	0	64	36
	Embezzlement									
	Embezzlement	0	7	6	5	0	2	0	5	7
	Extortion/ Blackmail									
	Extortion/ Blackmail	0	2	0	0	0	0	0	1	0
	Fraud Offenses									
	False/ Pretense/ Swindle/ Confidence Game	0	8	20	18	0	0	0	0	0
	Credit Card/ Automated Teller Machine Fraud	4	1	5	3	0	0	0	4	3
	Impersonation	10	33	17	14	1	3	0	14	5
	Welfare Fraud	0	0	0	0	0	0	0	0	0
	Wire Fraud	1	6	0	0	0	0	0	0	0
	Identity Theft	0	0	0	0	0	0	0	0	0
	Hacking/ Computer Invasion	0	0	0	0	0	0	0	0	0
	Larceny/Theft Offenses									
	Pocket- picking	0	3	0	0	0	0	0	0	0
	Purse-snatching	0	1	0	0	0	0	0	0	0
	Shoplifting	22	437	5	32	5	0	0	26	3
	Theft from Building	3	0	26	14	1	1	0	1	51
	Theft from Coin Operated Machine or Devise	0	1	0	1	0	3	0	0	0
	Theft from Motor Vehicle	12	388	15	148	0	2	0	10	5
	All Other Larceny	194	1,218	203	314	28	16	0	135	8
	Motor Vehicle Theft									
	Motor Vehicle Theft	13	198	27	72	5	4	0	16	5
	Robbery									
	Robbery	3	112	6	17	0	0	0	1	4
	Stolen Property Offenses									
	Stolen Property Offenses	6	70	17	31	1	1	0	14	4

Table 22. Offenses by Cities, Universities and Colleges, Metropolitan and Nonmetropolitan Parishes – Crimes Against Property

Agency Type by Cities - Crimes Against Property	Offense	Ruston	Sibley	Slidell	Sulphur	Tallulah	Thibodaux	Vidalia
	Arson							
	Arson	2	0	0	1	0	3	0
	Bribery							
	Bribery	0	0	0	0	0	0	0
	Burglary/ Breaking and Entering							
	Burglary/ Breaking and Entering	133	1	64	144	7	44	11
	Counterfeiting / Forgery							
	Counterfeiting / Forgery	18	0	8	25	1	16	1
	Destruction/Damage/ Vandalism of Property							
	Destruction/Damage/ Vandalism of Property	426	0	94	194	35	107	24
	Embezzlement							
	Embezzlement	25	0	7	2	0	0	4
	Extortion/ Blackmail							
	Extortion/ Blackmail	1	0	0	0	0	3	0
	Fraud Offenses							
	False/ Pretense/ Swindle/ Confidence Game	7	0	33	3	1	4	0
	Credit Card/ Automated Teller Machine Fraud	28	0	6	3	1	2	0
	Impersonation	16	0	5	38	0	7	3
	Welfare Fraud	0	0	0	0	0	0	0
	Wire Fraud	0	0	2	3	0	0	0
	Identity Theft	0	0	0	0	0	0	0
	Hacking/ Computer Invasion	0	0	0	0	0	0	0
	Larceny/Theft Offenses							
	Pocket- picking	0	0	0	0	0	0	1
	Purse-snatching	1	0	1	0	0	0	0
	Shoplifting	94	0	271	53	2	97	8
	Theft from Building	34	0	0	9	1	0	14
	Theft from Coin Operated Machine or Devise	0	0	0	2	0	0	0
	Theft from Motor Vehicle	147	0	97	84	0	56	8
	All Other Larceny	243	0	160	474	14	162	31
	Motor Vehicle Theft							
	Motor Vehicle Theft	45	1	52	62	7	26	4
	Robbery							
	Robbery	10	0	10	5	3	3	3
	Stolen Property Offenses							
	Stolen Property Offenses	12	0	5	21		3	2
						3		

Table 23. Offenses by Cities, Universities and Colleges, Metropolitan and Nonmetropolitan Parishes – Crimes Against Property

Agency Type by Cities - Crimes Against Property	Offense	Vinton	Walker	Westlake	West Monroe	Westwego	Zachary
	Arson						
	Arson	0	1	0	2	2	4
	Bribery						
	Bribery	0	0	0	0	0	0
	Burglary/ Breaking and Entering						
	Burglary/ Breaking and Entering	23	26	25	173	24	70
	Counterfeiting / Forgery						
	Counterfeiting / Forgery	7	0	5	25	3	21
	Destruction/Damage/ Vandalism of Property						
	Destruction/Damage/ Vandalism of Property	37	64	48	221	58	115
	Embezzlement						
	Embezzlement	1	6	2	16	1	20
	Extortion/ Blackmail						
	Extortion/ Blackmail	0	1	1	2	0	0
	Fraud Offenses						
	False/ Pretense/ Swindle/ Confidence Game	1	1	1	1	5	4
	Credit Card/ Automated Teller Machine Fraud	1	8	0	1	0	7
	Impersonation	5	23	3	12	17	43
	Welfare Fraud	0	0	0	0	0	0
	Wire Fraud	0	3	0	0	0	0
	Identity Theft	0	0	0	0	0	0
	Hacking/ Computer Invasion	0	0	0	0	0	0
	Larceny/Theft Offenses						
	Pocket- picking	0	0	0	0	0	17
	Purse-snatching	0	0	0	0	1	0
	Shoplifting	14	0	4	139	6	164
	Theft from Building	0	0	1	0	1	5
	Theft from Coin Operated Machine or Devise	0	0	0	1	0	1
	Theft from Motor Vehicle	7	13	1	67	10	104
	All Other Larceny	53	201	85	401	69	123
	Motor Vehicle Theft						
	Motor Vehicle Theft	10	11	4	46	21	51
	Robbery						
	Robbery	3	2	1	15	2	5
	Stolen Property Offenses						
	Stolen Property Offenses	7	0	5	15	15	17

Table 24. Offenses by Cities, Universities and Colleges, Metropolitan and Nonmetropolitan Parishes – Crimes Against Property

Agency Type by Universities and Colleges - Crimes Against Property	Offense	Louisiana State University, Baton Rouge	Louisiana State University, Health Sciences Center, Shreveport	Louisiana Tech University	Southern University and A&M College, New Orleans	University of New Orleans
	Arson					
	Arson	0	1	0	0	0
	Bribery					
	Bribery	0	0	0	0	0
	Burglary/ Breaking and Entering					
	Burglary/ Breaking and Entering	22	1	3	0	2
	Counterfeiting / Forgery					
	Counterfeiting / Forgery	1	0	0	0	0
	Destruction/Damage/ Vandalism of Property					
	Destruction/Damage/ Vandalism of Property	33	6	11	0	1
	Embezzlement					
	Embezzlement	0	0	0	0	0
	Extortion/ Blackmail					
	Extortion/ Blackmail	2	0	0	0	0
	Fraud Offenses					
	False/ Pretense/ Swindle/ Confidence Game	0	0	2	0	0
	Credit Card/ Automated Teller Machine Fraud	3	1	0	0	0
	Impersonation	0	0	1	0	0
	Welfare Fraud	0	0	0	0	0
	Wire Fraud	0	0	0	0	0
	Identity Theft	0	0	0	0	0
	Hacking/ Computer Invasion	0	0	0	0	0
	Larceny/Theft Offenses					
	Pocket- picking	0	0	0	0	0
	Purse-snatching	0	0	0	0	0
	Shoplifting	5	0	0	0	1
	Theft from Building	0	8	4	0	0
	Theft from Coin Operated Machine or Devise	0	0	0	0	0
	Theft from Motor Vehicle	50	0	8	0	0
	All Other Larceny	82	4	49	0	7
	Motor Vehicle Theft					
	Motor Vehicle Theft	3	2	1	0	0
	Robbery					
	Robbery	2	1	0	0	0
	Stolen Property Offenses					
	Stolen Property Offenses	2	0	1	0	0

Table 25. Offenses by Cities, Universities and Colleges, Metropolitan and Nonmetropolitan Parishes – Crimes Against Property

Agency Type by Metropolitan Parishes - Crimes Against Property	Offense	Acadia	Ascension	Bossier	Caddo	Calcasieu	East Baton Rouge	Grant	Iberville
	Arson								
	Arson	0	6	2	3	6	3	1	22
	Bribery								
	Bribery	0	1	0	0	0	0	0	0
	Burglary/ Breaking and Entering								
	Burglary/ Breaking and Entering	0	288	102	153	748	733	75	40
	Counterfeiting / Forgery								
	Counterfeiting / Forgery	0	72	8	24	86	151	2	5
	Destruction/Damage/ Vandalism of Property								
	Destruction/Damage/ Vandalism of Property	0	519	189	110	1,165	1,377	87	159
	Embezzlement								
	Embezzlement	0	13	6	2	21	66	5	6
	Extortion/ Blackmail								
	Extortion/ Blackmail	0	7	4	0	6	11	3	0
	Fraud Offenses								
	False/ Pretense/ Swindle/ Confidence Game	0	22	20	0	29	122	5	13
	Credit Card/ Automated Teller Machine Fraud	0	4	6	52	4	60	1	11
	Impersonation	0	208	46	29	190	318	12	30
	Welfare Fraud	0	0	0	0	1	0	0	0
	Wire Fraud	0	5	6	0	0	37	2	0
	Identity Theft	0	0	0	0	0	0	0	0
	Hacking/ Computer Invasion	0	0	0	0	0	0	0	0
	Larceny/Theft Offenses								
	Pocket- picking	0	0	0	0	0	482	0	0
	Purse-snatching	0	0	0	0	0	2	0	0
	Shoplifting	0	0	4	0	0	1,220	0	1
	Theft from Building	0	0	1	111	0	58	0	0
	Theft from Coin Operated Machine or Devise	0	0	0	0	0	18	0	0
	Theft from Motor Vehicle	0	370	78	0	0	810	10	1
	All Other Larceny	0	1,141	295	314	3,444	1,212	155	157
	Motor Vehicle Theft								
	Motor Vehicle Theft	0	211	57	62	405	419	27	11
	Robbery								
	Robbery	0	20	3	2	23	57	3	2
	Stolen Property Offenses								
	Stolen Property Offenses	0	70	35	14	128	105	14	14

Table 26. Offenses by Cities, Universities and Colleges, Metropolitan and Nonmetropolitan Parishes – Crimes Against Property

Agency Type by Metropolitan Parishes - Crimes Against Property	Offense	Jefferson	Lafayette	Lafourche	Livingston	Morehouse	Ouachita	Plaquemines	Pointe Coupee
	Arson								
	Arson	29	0	5	7	0	10	2	2
	Bribery								
	Bribery	2	0	0	0	0	1	0	1
	Burglary/ Breaking and Entering								
	Burglary/ Breaking and Entering	1,067	139	261	456	21	540	38	40
	Counterfeiting / Forgery								
	Counterfeiting / Forgery	184	16	66	1	1	49	7	5
	Destruction/Damage/ Vandalism of Property								
	Destruction/Damage/ Vandalism of Property	1,794	194	365	444	35	778	40	54
	Embezzlement								
	Embezzlement	159	18	3	2	4	6	1	1
	Extortion/ Blackmail								
	Extortion/ Blackmail	36	8	10	18	0	5	0	1
	Fraud Offenses								
	False/ Pretense/ Swindle/ Confidence Game	181	37	12	22	1	23	0	1
	Credit Card/ Automated Teller Machine Fraud	11	1	2	14	1	7	0	1
	Impersonation	374	56	86	267	1	135	1	5
	Welfare Fraud	0	0	0	0	0	0	0	0
	Wire Fraud	24	0	2	39	0	7	0	1
	Identity Theft	0	0	0	0	0	0	0	0
	Hacking/ Computer Invasion	0	0	0	0	0	0	0	0
	Larceny/Theft Offenses								
	Pocket- picking	1	40	1	0	0	0	0	0
	Purse-snatching	3	0	1	0	0	0	0	0
	Shoplifting	895	12	102	0	0	91	3	0
	Theft from Building	1,957	114	3	0	0	280	2	1
	Theft from Coin Operated Machine or Devise	4	0	0	4	0	0	0	1
	Theft from Motor Vehicle	1,206	187	198	211	4	457	60	6
	All Other Larceny	1,662	54	844	1,172	13	760	8	138
	Motor Vehicle Theft								
	Motor Vehicle Theft	788	85	91	219	9	264	13	26
	Robbery								
	Robbery	167	17	4	20	0	37	0	1
	Stolen Property Offenses								
	Stolen Property Offenses	389	71	45	9	5	98	6	11

Table 27. Offenses by Cities, Universities and Colleges, Metropolitan and Nonmetropolitan Parishes – Crimes Against Property

Agency Type by Metropolitan Parishes - Crimes Against Property	Offense	Rapides	St. Bernard	St. Charles	St. Helena	St. James	St. John the Baptist	St. Martin	Tangipahoa
	Arson								
	Arson	9	1	8	0	3	0	3	16
	Bribery								
	Bribery	0	0	1	0	0	1	0	0
	Burglary/ Breaking and Entering								
	Burglary/ Breaking and Entering	642	82	134	13	62	205	172	363
	Counterfeiting / Forgery								
	Counterfeiting / Forgery	8	6	26	2	9	3	4	23
	Destruction/Damage/ Vandalism of Property								
	Destruction/Damage/ Vandalism of Property	776	163	231	43	121	299	231	400
	Embezzlement								
	Embezzlement	11	3	4	0	3	0	3	6
	Extortion/ Blackmail								
	Extortion/ Blackmail	11	3	4	0	3	0	3	6
	Fraud Offenses								
	False/ Pretense/ Swindle/ Confidence Game	17	25	21	0	4	5	18	21
	Credit Card/ Automated Teller Machine Fraud	17	2	0	0	3	5	51	8
	Impersonation	70	5	83	2	47	39	38	146
	Welfare Fraud	1	0	0	0	0	0	0	0
	Wire Fraud	2	0	2	0	2	5	1	3
	Identity Theft	0	0	0	0	0	0	0	0
	Hacking/ Computer Invasion	0	0	0	0	0	0	0	0
	Larceny/Theft Offenses								
	Pocket- picking	0	0	1	0	0	0	0	0
	Purse-snatching	0	0	0	0	0	0	0	0
	Shoplifting	0	31	77	0	6	54	0	65
	Theft from Building	0	2	39	3	2	2	0	8
	Theft from Coin Operated Machine or Devise	0	0	1	0	0	0	0	2
	Theft from Motor Vehicle	0	31	124	0	63	136	51	178
	All Other Larceny	867	280	223	9	147	318	378	645
	Motor Vehicle Theft								
	Motor Vehicle Theft	170	52	58	9	27	68	107	219
	Robbery								
	Robbery	8	7	19	0	4	4	5	37
	Stolen Property Offenses								
	Stolen Property Offenses	32	21	51	4	19	37	1	76

Table 28. Offenses by Cities, Universities and Colleges, Metropolitan and Nonmetropolitan Parishes – Crimes Against Property

Agency Type by Metropolitan Parishes - Crimes Against Property	Offense	Terrebonne	Vermilion	West Baton Rouge	West Feliciana
	Arson				
	Arson	10	5	1	1
	Bribery				
	Bribery	0	0	1	0
	Burglary/ Breaking and Entering				
	Burglary/ Breaking and Entering	404	223	60	10
	Counterfeiting / Forgery				
	Counterfeiting / Forgery	43	14	9	0
	Destruction/Damage/ Vandalism of Property				
	Destruction/Damage/ Vandalism of Property	382	142	121	17
	Embezzlement				
	Embezzlement	10	2	1	0
	Extortion/ Blackmail				
	Extortion/ Blackmail	4	0	0	1
	Fraud Offenses				
	False/ Pretense/ Swindle/ Confidence Game	43	13	0	0
	Credit Card/ Automated Teller Machine Fraud	2	17	5	0
	Impersonation	45	1	19	1
	Welfare Fraud	0	0	0	0
	Wire Fraud	1	0	1	1
	Identity Theft	0	0	0	0
	Hacking/ Computer Invasion	0	0	0	0
	Larceny/Theft Offenses				
	Pocket- picking	0	0	0	0
	Purse-snatching	0	0	0	0
	Shoplifting	110	0	61	0
	Theft from Building	257	0	11	0
	Theft from Coin Operated Machine or Devise	0	0	1	0
	Theft from Motor Vehicle	264	0	13	0
	All Other Larceny	788	264	277	2
	Motor Vehicle Theft				
	Motor Vehicle Theft	151	41	47	6
	Robbery				
	Robbery	11	5	4	1
	Stolen Property Offenses				
	Stolen Property Offenses	28	4	51	0

Table 29. Offenses by Cities, Universities and Colleges, Metropolitan and Nonmetropolitan Parishes – Crimes Against Property

Agency Type by Nonmetropolitan Parishes - Crimes Against Property	Offense	Beauregard	Bienville	Caldwell	Catahoula	Claiborne	Concordia	East Carroll	Franklin	Jackson
	Arson									
	Arson	4	0	0	1	0	0	0	1	1
	Bribery									
	Bribery	1	0	0	0	0	0	0	0	0
	Burglary/ Breaking and Entering									
	Burglary/ Breaking and Entering	23	47	0	18	12	22	7	41	13
	Counterfeiting / Forgery									
	Counterfeiting / Forgery	4	3	0	2	2	0	2	1	6
	Destruction/Damage/ Vandalism of Property									
	Destruction/Damage/ Vandalism of Property	47	52	0	44	8	13	11	55	36
	Embezzlement									
	Embezzlement	2	0	0	0	0	2	0	7	1
	Extortion/ Blackmail									
	Extortion/ Blackmail	2	0	0	1	0	0	0	2	0
	Fraud Offenses									
	False/ Pretense/ Swindle/ Confidence Game	7	6	0	1	0	0	0	9	0
	Credit Card/ Automated Teller Machine Fraud	0	2	0	3	2	1	0	0	2
	Impersonation	12	11	0	3	1	1	0	5	5
	Welfare Fraud	0	0	0	0	0	0	0	0	0
	Wire Fraud	5	0	0	0	0	1	0	0	0
	Identity Theft	0	0	0	0	0	0	0	0	0
	Hacking/ Computer Invasion	0	0	0	0	0	0	0	0	0
	Larceny/Theft Offenses									
	Pocket- picking	0	0	0	0	0	0	0	0	0
	Purse-snatching	0	0	0	0	0	0	0	0	0
	Shoplifting	0	0	0	1	0	0	0	0	19
	Theft from Building	12	5	0	0	0	5	1	2	1
	Theft from Coin Operated Machine or Devise	0	0	0	0	0	0	0	0	0
	Theft from Motor Vehicle	12	7	0	0	1	2	0	1	0
	All Other Larceny	70	95	0	62	8	28	3	138	43
	Motor Vehicle Theft									
	Motor Vehicle Theft	22	22	0	15	8	10	4	21	19
	Robbery									
	Robbery	0	2	0	1	1	2	0	2	0
	Stolen Property Offenses									
	Stolen Property Offenses	8	4	0	4	6	2	3	4	4

Table 30. Offenses by Cities, Universities and Colleges, Metropolitan and Nonmetropolitan Parishes – Crimes Against Property

Agency Type by Nonmetropolitan Parishes - Crimes Against Property	Offense	Lincoln	Richland	St. Landry	St. Mary	Tensas	Washington	Webster	West Carroll	Winn
	Arson									
	Arson	0	1	3	3	0	5	0	0	0
	Bribery									
	Bribery	0	0	0	1	0	0	0	0	0
	Burglary/ Breaking and Entering									
	Burglary/ Breaking and Entering	66	13	163	105	1	90	26	3	11
	Counterfeiting / Forgery									
	Counterfeiting / Forgery	3	3	23	15	0	6	9	1	2
	Destruction/Damage/ Vandalism of Property									
	Destruction/Damage/ Vandalism of Property	87	36	392	123	0	122	73	1	16
	Embezzlement									
	Embezzlement	0	1	0	0	0	16	3	0	0
	Extortion/ Blackmail									
	Extortion/ Blackmail	0	0	0	1	0	0	0	0	0
	Fraud Offenses									
	False/ Pretense/ Swindle/ Confidence Game	3	2	7	10	0	1	2	0	3
	Credit Card/ Automated Teller Machine Fraud	0	1	3	4	0	1	1	0	0
	Impersonation	2	2	19	21	0	27	4	1	4
	Welfare Fraud	0	0	0	0	0	0	0	0	0
	Wire Fraud	0	0	2	3	0	3	2	0	0
	Identity Theft	0	0	0	0	0	0	0	0	0
	Hacking/ Computer Invasion	0	0	0	0	0	0	0	0	0
	Larceny/Theft Offenses									
	Pocket- picking	0	0	0	0	0	0	0	0	0
	Purse-snatching	0	0	0	0	0	2	0	0	0
	Shoplifting	2	1	1	9	0	9	0	0	0
	Theft from Building	1	2	1	2	0	0	2	0	0
	Theft from Coin Operated Machine or Devise	1	0	0	1	0	0	0	0	0
	Theft from Motor Vehicle	32	4	4	39	0	23	0	0	2
	All Other Larceny	107	6	428	229	0	186	112	2	22
	Motor Vehicle Theft									
	Motor Vehicle Theft	16	9	63	38	0	70	20	4	10
	Robbery									
	Robbery	1	1	9	4	0	1	2	1	1
	Stolen Property Offenses									
	Stolen Property Offenses	9	6	7	70	0	23	2	0	4

Table 31. Offenses by Cities, Universities and Colleges, Metropolitan and Nonmetropolitan Parishes – Crimes Against Society

Agency Type by Cities - Crimes Against Society	Offense	Abbeville	Alexandria	Arnaudville	Baker	Basile	Bastrop	Baton Rouge	Bernice
	Animal Cruelty								
	Animal Cruelty	0	5	0	0	0	3	3	0
	Commerce Violations								
	Import Violations	0	0	0	0	0	0	0	0
	Export Violations	0	0	0	0	0	0	0	0
	Federal Liquor Offenses	0	0	0	0	0	0	0	0
	Federal Tobacco Offenses	0	0	0	0	0	0	0	0
	Wildlife Trafficking	0	0	0	0	0	0	0	0
	Drug/Narcotic Offenses								
	Drug/Narcotic Violations	76	527	0	0	4	25	824	2
	Drug Equipment Violations	24	240	0	0	0	1	173	0
	Espionage								
	Espionage	0	0	0	0	0	0	0	0
	Fraud Offenses								
	Money Laundering	0	0	0	0	0	0	0	0
	Fugitive Offenses								
	Harboring Escapee/ Concealing from Arrest	0	0	0	0	0	0	0	0
	Flight to Avoid Prosecution	0	0	0	0	0	0	0	0
	Flight to Avoid Deportation	0	0	0	0	0	0	0	0
	Gambling Offenses								
	Betting / Wagering	0	0	0	0	0	0	0	0
	Operating/ Promoting/ Assisting Gambling	0	0	0	0	0	0	0	0
	Gambling Equipment Violations	0	0	0	0	0	0	0	0
	Sport Tampering	0	0	0	0	0	0	0	0
	Immigration Violations								
	Illegal Entry into the United States	0	0	0	0	0	0	0	0
	False Citizenship	0	0	0	0	0	0	0	0
	Smuggling Aliens	0	0	0	0	0	0	0	0
	Re-entry after Deportation	0	0	0	0	0	0	0	0
	Pornography / Obscene Material								
	Pornography/Obscene Material	3	0	0	0	0	1	46	0
	Prostitution Offenses								
	Prostitution	0	0	0	0	0	0	2	0
	Assisting or Promoting Prostitution	0	1	0	0	0	1	0	0
	Purchasing Prostitution	0	0	0	0	0	0	0	0
	Sex Offenses								
	Failure to Register as a Sex Offender	0	0	0	0	0	0	0	0
	Treason								
	Treason	0	0	0	0	0	0	0	0

Table 32. Offenses by Cities, Universities and Colleges, Metropolitan and Nonmetropolitan Parishes – Crimes Against Society

Agency Type by Cities - Crimes Against Society	Offense	Blanchard	Bogalusa	Bossier City	Broussard	Church Point	Clinton	De Ridder	Dixie Inn	Erath
	Animal Cruelty									
	Animal Cruelty	0	0	15	0	0	0	0	0	0
	Commerce Violations									
	Import Violations	0	0	0	0	0	0	0	0	0
	Export Violations	0	0	0	0	0	0	0	0	0
	Federal Liquor Offenses	0	0	0	0	0	0	0	0	0
	Federal Tobacco Offenses	0	0	0	0	0	0	0	0	0
	Wildlife Trafficking	0	0	0	0	0	0	0	0	0
	Drug/Narcotic Offenses									
	Drug/Narcotic Violations	0	225	857	36	75	2	120	3	22
	Drug Equipment Violations	0	160	451	16	0	2	70	2	15
	Espionage									
	Espionage	0	0	0	0	0	0	0	0	0
	Fraud Offenses									
	Money Laundering	0	0	0	0	0	0	0	0	0
	Fugitive Offenses									
	Harboring Escapee/ Concealing from Arrest	0	0	0	0	0	0	0	0	0
	Flight to Avoid Prosecution	0	0	0	0	0	0	0	0	0
	Flight to Avoid Deportation	0	0	0	0	0	0	0	0	0
	Gambling Offenses									
	Betting / Wagering	0	0	53	0	0	0	0	0	0
	Operating/ Promoting/ Assisting Gambling	0	0	0	0	0	0	0	0	0
	Gambling Equipment Violations	0	0	0	0	0	0	0	0	0
	Sport Tampering	0	0	0	0	0	0	0	0	0
	Immigration Violations									
	Illegal Entry into the United States	0	0	0	0	0	0	0	0	0
	False Citizenship	0	0	0	0	0	0	0	0	0
	Smuggling Aliens	0	0	0	0	0	0	0	0	0
	Re-entry after Deportation	0	0	0	0	0	0	0	0	0
	Pornography / Obscene Material									
	Pornography/Obscene Material	0	3	39	3	0	0	2	0	0
	Prostitution Offenses									
	Prostitution	0	1	9	1	0	0	0	0	0
	Assisting or Promoting Prostitution	0	1	0	0	0	0	0	0	0
	Purchasing Prostitution	0	0	0	0	0	0	0	0	0
	Sex Offenses									
	Failure to Register as a Sex Offender	0	0	0	0	0	0	0	0	0
	Treason									
	Treason	0	0	0	0	0	0	0	0	0

Table 33. Offenses by Cities, Universities and Colleges, Metropolitan and Nonmetropolitan Parishes – Crimes Against Society

Agency Type by Cities - Crimes Against Society	Offense	Fisher	Golden Meadow	Gonzales	Gramercy	Greenwood	Gretna	Hammond	Harahan	Heflin
	Animal Cruelty									
	Animal Cruelty	0	2	1	0	0	3	0	0	0
	Commerce Violations									
	Import Violations	0	0	0	0	0	0	0	0	0
	Export Violations	0	0	0	0	0	0	0	0	0
	Federal Liquor Offenses	0	0	0	0	0	0	0	0	0
	Federal Tobacco Offenses	0	0	0	0	0	0	0	0	0
	Wildlife Trafficking	0	0	0	0	0	0	0	0	0
	Drug/Narcotic Offenses									
	Drug/Narcotic Violations	0	42	93	7	42	597	249	105	0
	Drug Equipment Violations	0	21	26	2	18	218	97	33	0
	Espionage									
	Espionage	0	0	0	0	0	0	0	0	0
	Fraud Offenses									
	Money Laundering	0	0	0	0	0	0	0	0	0
	Fugitive Offenses									
	Harboring Escapee/ Concealing from Arrest	0	0	0	0	0	0	0	0	0
	Flight to Avoid Prosecution	0	0	0	0	0	0	0	0	0
	Flight to Avoid Deportation	0	0	0	0	0	0	0	0	0
	Gambling Offenses									
	Betting / Wagering	0	0	0	0	0	0	0	0	0
	Operating/ Promoting/ Assisting Gambling	0	0	0	0	0	0	0	0	0
	Gambling Equipment Violations	0	0	0	0	0	0	0	0	0
	Sport Tampering	0	0	0	0	0	0	0	0	0
	Immigration Violations									
	Illegal Entry into the United States	0	0	0	0	0	0	0	0	0
	False Citizenship	0	0	0	0	0	0	0	0	0
	Smuggling Aliens	0	0	0	0	0	0	0	0	0
	Re-entry after Deportation	0	0	0	0	0	0	0	0	0
	Pornography / Obscene Material									
	Pornography/Obscene Material	0	1	8	1	0	2	3	2	0
	Prostitution Offenses									
	Prostitution	0	0	1	0	0	1	0	0	0
	Assisting or Promoting Prostitution	0	0	2	0	0	0	0	0	0
	Purchasing Prostitution	0	0	0	0	0	0	0	0	0
	Sex Offenses									
	Failure to Register as a Sex Offender	0	0	0	0	0	0	0	0	0
	Treason									
	Treason	0	0	0	0	0	0	0	0	0

Table 34. Offenses by Cities, Universities and Colleges, Metropolitan and Nonmetropolitan Parishes – Crimes Against Society

Agency Type by Cities - Crimes Against Society	Offense	Houma	Iowa	Jennings	Kenner	Krotz Springs	Lake Charles	Lutcher	Mansfield	Marion
	Animal Cruelty									
	Animal Cruelty	1	0	0	3	2	1	0	0	0
	Commerce Violations									
	Import Violations	0	0	0	0	0	0	0	0	0
	Export Violations	0	0	0	0	0	0	0	0	0
	Federal Liquor Offenses	0	0	0	0	0	0	0	0	0
	Federal Tobacco Offenses	0	0	0	0	0	0	0	0	0
	Wildlife Trafficking	0	0	0	0	0	0	0	0	0
	Drug/Narcotic Offenses									
	Drug/Narcotic Violations	262	63	2	370	25	751	0	5	0
	Drug Equipment Violations	151	24	1	89	14	335	0	0	0
	Espionage									
	Espionage	0	0	0	0	0	0	0	0	0
	Fraud Offenses									
	Money Laundering	0	0	0	0	0	0	0	0	0
	Fugitive Offenses									
	Harboring Escapee/ Concealing from Arrest	0	0	0	0	0	0	0	0	0
	Flight to Avoid Prosecution	0	0	0	0	0	0	0	0	0
	Flight to Avoid Deportation	0	0	0	0	0	0	0	0	0
	Gambling Offenses									
	Betting / Wagering	0	0	0	0	0	1	0	0	0
	Operating/ Promoting/ Assisting Gambling	0	0	0	0	0	0	0	0	0
	Gambling Equipment Violations	0	0	0	0	0	0	0	0	0
	Sport Tampering	0	0	0	0	0	0	0	0	0
	Immigration Violations									
	Illegal Entry into the United States	0	0	0	0	0	0	0	0	0
	False Citizenship	0	0	0	0	0	0	0	0	0
	Smuggling Aliens	0	0	0	0	0	0	0	0	0
	Re-entry after Deportation	0	0	0	0	0	0	0	0	0
	Pornography / Obscene Material									
	Pornography/Obscene Material	13	1	0	10	0	13	0	1	0
	Prostitution Offenses									
	Prostitution	0	0	0	10	0	0	0	0	0
	Assisting or Promoting Prostitution	0	0	0	0	0	0	0	0	0
	Purchasing Prostitution	0	0	0	0	0	0	0	0	0
	Sex Offenses									
	Failure to Register as a Sex Offender	0	0	0	0	0	0	0	0	0
	Treason									
	Treason	0	0	0	0	0	0	0	0	0

Table 35. Offenses by Cities, Universities and Colleges, Metropolitan and Nonmetropolitan Parishes – Crimes Against Society

Offense	Marksville	Monroe	Morgan City	Opelousas	Patterson	Pearl River	Plain Dealing	Ponchatoula	Port Allen	Rayne	Rayville
Animal Cruelty											
Animal Cruelty	0	0	0	0	0	1	0	0	2	0	0
Commerce Violations											
Import Violations	0	0	0	0	0	0	0	0	0	0	0
Export Violations	0	0	0	0	0	0	0	0	0	0	0
Federal Liquor Offenses	0	0	0	0	0	0	0	0	0	0	0
Federal Tobacco Offenses	0	0	0	0	0	0	0	0	0	0	0
Wildlife Trafficking	0	0	0	0	0	0	0	0	0	0	0
Drug/Narcotic Offenses											
Drug/Narcotic Violations	45	486	214	323	28	74	0	55	13	6	0
Drug Equipment Violations	5	191	123	80	23	32	0	28	2	0	0
Espionage											
Espionage	0	0	0	0	0	0	0	0	0	0	0
Fraud Offenses											
Money Laundering	0	0	0	0	0	0	0	0	0	0	0
Fugitive Offenses											
Harboring Escapee/ Concealing from Arrest	0	0	0	0	0	0	0	0	0	0	0
Flight to Avoid	0	0	0	0	0	0	0	0	0	0	0
Flight to Avoid	0	0	0	0	0	0	0	0	0	0	0
Gambling Offenses											
Betting / Wagering	0	2	0	0	0	0	0	0	0	0	0
Operating/ Promoting/ Assisting Gambling	0	0	1	0	0	0	0	0	0	0	0
Gambling Equipment Violations	0	0	0	0	0	0	0	0	0	0	0
Sport Tampering	0	0	0	0	0	0	0	0	0	0	0
Immigration Violations											
Illegal Entry into the United States	0	0	0	0	0	0	0	0	0	0	0
False Citizenship	0	0	0	0	0	0	0	0	0	0	0
Smuggling Aliens	0	0	0	0	0	0	0	0	0	0	0
Re-entry after Deportation	0	0	0	0	0	0	0	0	0	0	0
Pornography / Obscene Material											
Pornography/Obscene Material	1	23	6	22	0	0	0	2	2	1	0
Prostitution Offenses											
Prostitution	0	0	0	0	0	0	0	0	0	0	0
Assisting or Promoting	0	1	0	0	0	0	0	0	1	0	0
Purchasing Prostitution	0	0	0	0	0	0	0	0	0	0	0
Sex Offenses											
Failure to Register as a Sex Offender	0	0	0	0	0	0	0	0	0	0	0
Treason											
Treason	0	0	0	0	0	0	0	0	0	0	0

Agency Type by Cities - Crimes Against Society

Table 36. Offenses by Cities, Universities and Colleges, Metropolitan and Nonmetropolitan Parishes – Crimes Against Society

Agency Type by Cities - Crimes Against Society	Offense	Ruston	Sibley	Slidell	Sulphur	Tallulah	Thibodaux	Vidalia
	Animal Cruelty							
	Animal Cruelty	0	0	0	0	1	1	0
	Commerce Violations							
	Import Violations	0	0	0	0	0	0	0
	Export Violations	0	0	0	0	0	0	0
	Federal Liquor Offenses	0	0	0	0	0	0	0
	Federal Tobacco Offenses	0	0	0	0	0	0	0
	Wildlife Trafficking	0	0	0	0	0	0	0
	Drug/Narcotic Offenses							
	Drug/Narcotic Violations	106	0	389	166	11	229	32
	Drug Equipment Violations	45	0	218	101	0	77	8
	Espionage							
	Espionage	0	0	0	0	0	0	0
	Fraud Offenses							
	Money Laundering	0	0	0	0	0	0	0
	Fugitive Offenses							
	Harboring Escapee/ Concealing from Arrest	0	0	0	0	0	0	0
	Flight to Avoid Prosecution	0	0	0	0	0	0	0
	Flight to Avoid Deportation	0	0	0	0	0	0	0
	Gambling Offenses							
	Betting / Wagering	0	0	0	0	0	0	0
	Operating/ Promoting/ Assisting Gambling	0	0	0	0	0	0	0
	Gambling Equipment Violations	0	0	0	0	0	0	0
	Sport Tampering	0	0	0	0	0	0	0
	Immigration Violations							
	Illegal Entry into the United States	0	0	0	0	0	0	0
	False Citizenship	0	0	0	0	0	0	0
	Smuggling Aliens	0	0	0	0	0	0	0
	Re-entry after Deportation	0	0	0	0	0	0	0
	Pornography / Obscene Material							
	Pornography/Obscene Material	6	0	5	4	0	8	1
	Prostitution Offenses							
	Prostitution	0	0	0	1	0	0	0
	Assisting or Promoting Prostitution	0	0	0	0	0	0	0
	Purchasing Prostitution	0	0	0	0	0	0	0
	Sex Offenses							
	Failure to Register as a Sex Offender	0	0	0	0	0	0	0
	Treason							
	Treason	0	0	0	0	0	0	0

Table 37. Offenses by Cities, Universities and Colleges, Metropolitan and Nonmetropolitan Parishes – Crimes Against Society

Agency Type by Cities - Crimes Against Society	Offense	Vinton	Walker	Westlake	West Monroe	Westwego	Zachary
	Animal Cruelty						
	Animal Cruelty	0	1	0	0	0	1
	Commerce Violations						
	Import Violations	0	0	0	0	0	0
	Export Violations	0	0	0	0	0	0
	Federal Liquor Offenses	0	0	0	0	0	0
	Federal Tobacco Offenses	0	0	0	0	0	0
	Wildlife Trafficking	0	0	0	0	0	0
	Drug/Narcotic Offenses						
	Drug/Narcotic Violations	95	4	34	292	169	106
	Drug Equipment Violations	71	2	21	153	52	31
	Espionage						
	Espionage	0	0	0	0	0	0
	Fraud Offenses						
	Money Laundering	0	0	0	0	0	0
	Fugitive Offenses						
	Harboring Escapee/ Concealing from Arrest	0	0	0	0	0	0
	Flight to Avoid Prosecution	0	0	0	0	0	0
	Flight to Avoid Deportation	0	0	0	0	0	0
	Gambling Offenses						
	Betting / Wagering	0	0	0	0	0	0
	Operating/ Promoting/ Assisting Gambling	0	0	0	0	0	0
	Gambling Equipment Violations	0	0	0	0	0	0
	Sport Tampering	0	0	0	0	0	0
	Immigration Violations						
	Illegal Entry into the United States	0	0	0	0	0	0
	False Citizenship	0	0	0	0	0	0
	Smuggling Aliens	0	0	0	0	0	0
	Re-entry after Deportation	0	0	0	0	0	0
	Pornography / Obscene Material						
	Pornography/Obscene Material	2	0	1	11	2	3
	Prostitution Offenses						
	Prostitution	0	0	0	1	0	1
	Assisting or Promoting Prostitution	0	0	0	0	0	0
	Purchasing Prostitution	0	0	0	0	0	0
	Sex Offenses						
	Failure to Register as a Sex Offender	0	0	0	0	0	0
	Treason						
	Treason	0	0	0	0	0	0

Table 38. Offenses by Cities, Universities and Colleges, Metropolitan and Nonmetropolitan Parishes – Crimes Against Society

Agency Type by Universities and Colleges - Crimes Against Society	Offense	Louisiana State University, Baton Rouge	Louisiana State University, Health Sciences Center, Shreveport	Louisiana Tech University	Southern University and A&M College, New Orleans	University of New Orleans
	Animal Cruelty					
	Animal Cruelty	1	0	0	0	0
	Commerce Violations					
	Import Violations	0	0	0	0	0
	Export Violations	0	0	0	0	0
	Federal Liquor Offenses	0	0	0	0	0
	Federal Tobacco Offenses	0	0	0	0	0
	Wildlife Trafficking	0	0	0	0	0
	Drug/Narcotic Offenses					
	Drug/Narcotic Violations	7	12	25	0	0
	Drug Equipment Violations	4	0	8	0	0
	Espionage					
	Espionage	0	0	0	0	0
	Fraud Offenses					
	Money Laundering	0	0	0	0	0
	Fugitive Offenses					
	Harboring Escapee/ Concealing from Arrest	0	0	0	0	0
	Flight to Avoid Prosecution	0	0	0	0	0
	Flight to Avoid Deportation	0	0	0	0	0
	Gambling Offenses					
	Betting / Wagering	0	0	0	0	0
	Operating/ Promoting/ Assisting Gambling	0	0	0	0	0
	Gambling Equipment Violations	0	0	0	0	0
	Sport Tampering	0	0	0	0	0
	Immigration Violations					
	Illegal Entry into the United States	0	0	0	0	0
	False Citizenship	0	0	0	0	0
	Smuggling Aliens	0	0	0	0	0
	Re-entry after Deportation	0	0	0	0	0
	Pornography / Obscene Material					
	Pornography/Obscene Material	3	2	3	0	0
	Prostitution Offenses					
	Prostitution	0	0	0	0	0
	Assisting or Promoting Prostitution	0	0	0	0	0
	Purchasing Prostitution	0	0	0	0	0
	Sex Offenses					
	Failure to Register as a Sex Offender	0	0	0	0	0
	Treason					
	Treason	0	0	0	0	0

Table 39. Offenses by Cities, Universities and Colleges, Metropolitan and Nonmetropolitan Parishes – Crimes Against Society

Agency Type by Metropolitan Parishes - Crimes Against Society	Offense	Acadia	Ascension	Bossier	Caddo	Calcasieu	East Baton Rouge	Grant	Iberville
	Animal Cruelty	0	9	12	0	19	1	1	10
	Commerce Violations								
	Import Violations	0	0	0	0	0	0	0	0
	Export Violations	0	0	0	0	0	0	0	0
	Federal Liquor Offenses	0	0	0	0	0	0	0	0
	Federal Tobacco Offenses	0	0	0	0	0	0	0	0
	Wildlife Trafficking	0	0	0	0	0	0	0	0
	Drug/Narcotic Offenses								
	Drug/Narcotic Violations	0	529	429	495	1,651	554	312	142
	Drug Equipment Violations	0	278	180	195	930	207	223	57
	Espionage								
	Espionage	0	0	0	0	0	0	0	0
	Fraud Offenses								
	Money Laundering	0	0	0	0	0	0	0	0
	Fugitive Offenses								
	Harboring Escapee/ Concealing from Arrest	0	0	0	0	0	0	0	0
	Flight to Avoid Prosecution	0	0	0	0	0	0	0	0
	Flight to Avoid Deportation	0	0	0	0	0	0	0	0
	Gambling Offenses								
	Betting / Wagering	0	0	0	0	0	0	0	0
	Operating/ Promoting/ Assisting Gambling	0	0	0	0	0	0	1	0
	Gambling Equipment Violations	0	0	0	0	0	0	0	0
	Sport Tampering	0	0	0	0	0	0	0	0
	Immigration Violations								
	Illegal Entry into the United States	0	0	0	0	0	0	0	0
	False Citizenship	0	0	0	0	0	0	0	0
	Smuggling Aliens	0	0	0	0	0	0	0	0
	Re-entry after Deportation	0	0	0	0	0	0	0	0
	Pornography / Obscene Material								
	Pornography/Obscene Material	0	22	45	0	23	31	5	8
	Prostitution Offenses								
	Prostitution	0	1	15	0	37	1	0	0
	Assisting or Promoting Prostitution	0	1	1	0	2	0	0	0
	Purchasing Prostitution	0	0	0	0	0	0	0	0
	Sex Offenses								
	Failure to Register as a Sex Offender	0	0	0	0	0	0	0	0
	Treason								
	Treason	0	0	0	0	0	0	0	0

Table 40. Offenses by Cities, Universities and Colleges, Metropolitan and Nonmetropolitan Parishes – Crimes Against Society

Agency Type by Metropolitan Parishes - Crimes Against Society	Offense	Jefferson	Lafayette	Lafourche	Livingston	Morehouse	Ouachita	Plaquemines	Pointe Coupee
	Animal Cruelty								
	Animal Cruelty	18	0	12	38	1	0	1	0
	Commerce Violations								
	Import Violations	0	0	0	0	0	0	0	0
	Export Violations	0	0	0	0	0	0	0	0
	Federal Liquor Offenses	0	0	0	0	0	0	0	0
	Federal Tobacco Offenses	0	0	0	0	0	0	0	0
	Wildlife Trafficking	0	0	0	0	0	0	0	0
	Drug/Narcotic Offenses								
	Drug/Narcotic Violations	1,168	362	425	217	110	1,046	144	132
	Drug Equipment Violations	187	129	217	141	46	158	17	36
	Espionage								
	Espionage	0	0	0	0	0	0	0	0
	Fraud Offenses								
	Money Laundering	0	0	0	0	0	0	0	0
	Fugitive Offenses								
	Harboring Escapee/ Concealing from Arrest	0	0	0	0	0	0	0	0
	Flight to Avoid Prosecution	0	0	0	0	0	0	0	0
	Flight to Avoid Deportation	0	0	0	0	0	0	0	0
	Gambling Offenses								
	Betting / Wagering	0	0	1	0	0	0	0	0
	Operating/ Promoting/ Assisting Gambling	0	0	0	0	0	0	0	0
	Gambling Equipment Violations	0	0	0	0	0	0	0	0
	Sport Tampering	0	0	0	0	0	0	0	0
	Immigration Violations								
	Illegal Entry into the United States	0	0	0	0	0	0	0	0
	False Citizenship	0	0	0	0	0	0	0	0
	Smuggling Aliens	0	0	0	0	0	0	0	0
	Re-entry after Deportation	0	0	0	0	0	0	0	0
	Pornography / Obscene Material								
	Pornography/Obscene Material	200	6	20	0	0	28	2	0
	Prostitution Offenses								
	Prostitution	67	0	0	1	0	2	0	0
	Assisting or Promoting Prostitution	12	0	0	0	0	1	0	0
	Purchasing Prostitution	0	0	0	0	0	0	0	0
	Sex Offenses								
	Failure to Register as a Sex Offender	0	0	0	0	0	0	0	0
	Treason								
	Treason	0	0	0	0	0	0	0	0

Table 41. Offenses by Cities, Universities and Colleges, Metropolitan and Nonmetropolitan Parishes – Crimes Against Society

Agency Type by Metropolitan Parishes - Crimes Against Society	Offense	Rapides	St. Bernard	St. Charles	St. Helena	St. James	St. John the Baptist	St. Martin	Tangipahoa
	Animal Cruelty								
	Animal Cruelty	10	0	5	0	6	4	3	11
	Commerce Violations								
	Import Violations	0	0	0	0	0	0	0	0
	Export Violations	0	0	0	0	0	0	0	0
	Federal Liquor Offenses	0	0	0	0	0	0	0	0
	Federal Tobacco Offenses	0	0	0	0	0	0	0	0
	Wildlife Trafficking	0	0	0	0	0	0	0	0
	Drug/Narcotic Offenses								
	Drug/Narcotic Violations	591	82	629	6	117	298	167	719
	Drug Equipment Violations	216	29	300	2	43	108	60	302
	Espionage								
	Espionage	0	0	0	0	0	0	0	0
	Fraud Offenses								
	Money Laundering	0	0	0	0	0	0	0	0
	Fugitive Offenses								
	Harboring Escapee/ Concealing from Arrest	0	0	0	0	0	0	0	0
	Flight to Avoid Prosecution	0	0	0	0	0	0	0	0
	Flight to Avoid Deportation	0	0	0	0	0	0	0	0
	Gambling Offenses								
	Betting / Wagering	0	0	0	0	0	0	0	0
	Operating/ Promoting/ Assisting Gambling	0	0	0	0	0	0	0	0
	Gambling Equipment Violations	0	0	0	0	0	0	0	0
	Sport Tampering	0	0	0	0	0	0	0	0
	Immigration Violations								
	Illegal Entry into the United States	0	0	0	0	0	0	0	0
	False Citizenship	0	0	0	0	0	0	0	0
	Smuggling Aliens	0	0	0	0	0	0	0	0
	Re-entry after Deportation	0	0	0	0	0	0	0	0
	Pornography / Obscene Material								
	Pornography/Obscene Material	20	3	10	0	14	4	1	22
	Prostitution Offenses								
	Prostitution	0	0	0	0	0	0	0	2
	Assisting or Promoting Prostitution	1	0	0	0	0	0	0	2
	Purchasing Prostitution	0	0	0	0	0	0	0	0
	Sex Offenses								
	Failure to Register as a Sex Offender	0	0	0	0	0	0	0	0
	Treason								
	Treason	0	0	0	0	0	0	0	0

Table 42. Offenses by Cities, Universities and Colleges, Metropolitan and Nonmetropolitan Parishes – Crimes Against Society

Agency Type by Metropolitan Parishes - Crimes Against Society	Offense	Terrebonne	Vermilion	West Baton Rouge	West Feliciana
	Animal Cruelty				
	Animal Cruelty	6	19	12	0
	Commerce Violations				
	Import Violations	0	0	0	0
	Export Violations	0	0	0	0
	Federal Liquor Offenses	0	0	0	0
	Federal Tobacco Offenses	0	0	0	0
	Wildlife Trafficking	0	0	0	0
	Drug/Narcotic Offenses				
	Drug/Narcotic Violations	754	34	126	6
	Drug Equipment Violations	375	24	71	1
	Espionage				
	Espionage	0	0	0	0
	Fraud Offenses				
	Money Laundering	0	0	0	0
	Fugitive Offenses				
	Harboring Escapee/ Concealing from Arrest	0	0	0	0
	Flight to Avoid Prosecution	0	0	0	0
	Flight to Avoid Deportation	0	0	0	0
	Gambling Offenses				
	Betting / Wagering	1	0	0	0
	Operating/ Promoting/ Assisting Gambling	0	0	0	0
	Gambling Equipment Violations	0	0	0	0
	Sport Tampering	0	0	0	0
	Immigration Violations				
	Illegal Entry into the United States	0	0	0	0
	False Citizenship	0	0	0	0
	Smuggling Aliens	0	0	0	0
	Re-entry after Deportation	0	0	0	0
	Pornography / Obscene Material				
	Pornography/Obscene Material	16	5	4	0
	Prostitution Offenses				
	Prostitution	2	0	2	0
	Assisting or Promoting Prostitution	1	0	3	0
	Purchasing Prostitution	0	0	0	0
	Sex Offenses				
	Failure to Register as a Sex Offender	0	0	0	0
	Treason				
	Treason	0	0	0	0

Table 43. Offenses by Cities, Universities and Colleges, Metropolitan and Nonmetropolitan Parishes – Crimes Against Society

Agency Type by Nonmetropolitan Parishes - Crimes Against Society	Offense	Beauregard	Bienville	Caldwell	Catahoula	Claiborne	Concordia	East Carroll	Franklin	Jackson
	Animal Cruelty	8	5	0	0	0	1	0	7	0
	Animal Cruelty									
	Commerce Violations									
	Animal Cruelty	8	5	0	0	0	1	0	7	0
	Import Violations	0	0	0	0	0	0	0	0	0
	Export Violations	0	0	0	0	0	0	0	0	0
	Federal Liquor Offenses	0	0	0	0	0	0	0	0	0
	Federal Tobacco Offenses	0	0	0	0	0	0	0	0	0
	Wildlife Trafficking	0	0	0	0	0	0	0	0	0
	Drug/Narcotic Offenses									
	Drug/Narcotic Violations	232	173	0	128	87	68	40	151	65
	Drug Equipment Violations	154	35	0	62	35	8	7	74	20
	Espionage									
	Espionage	0	0	0	0	0	0	0	0	0
	Fraud Offenses									
	Money Laundering	0	0	0	0	0	0	0	0	0
	Fugitive Offenses									
	Harboring Escapee/ Concealing from Arrest	0	0	0	0	0	0	0	0	0
	Flight to Avoid Prosecution	0	0	0	0	0	0	0	0	0
	Flight to Avoid Deportation	0	0	0	0	0	0	0	0	0
	Gambling Offenses									
	Betting / Wagering	0	0	0	0	0	0	0	0	0
	Operating/ Promoting/ Assisting Gambling	0	0	0	0	0	0	0	0	0
	Gambling Equipment Violations	0	0	0	0	0	0	0	0	0
	Sport Tampering	0	0	0	0	0	0	0	0	0
	Immigration Violations									
	Illegal Entry into the United States	0	0	0	0	0	0	0	0	0
	False Citizenship	0	0	0	0	0	0	0	0	0
	Smuggling Aliens	0	0	0	0	0	0	0	0	0
	Re-entry after Deportation	0	0	0	0	0	0	0	0	0
	Pornography / Obscene Material									
	Pornography/Obscene Material	10	3	0	0	1	1	0	2	2
	Prostitution Offenses									
	Prostitution	0	0	0	0	0	0	0	0	0
	Assisting or Promoting Prostitution	0	0	0	0	0	0	0	0	0
	Purchasing Prostitution	0	0	0	0	0	0	0	0	0
	Sex Offenses									
	Failure to Register as a Sex Offender	0	0	0	0	0	0	0	0	0
	Treason									
	Treason	0	0	0	0	0	0	0	0	0

Table 44. Offenses by Cities, Universities and Colleges, Metropolitan and Nonmetropolitan Parishes – Crimes Against Society

Agency Type by Nonmetropolitan Parishes - Crimes Against Society	Offense	Lincoln	Richland	St. Landry	St. Mary	Tensas	Washington	Webster	West Carroll	Winn
	Animal Cruelty									
	Animal Cruelty	0	3	0	6	0	1	5	0	2
	Commerce Violations									
	Import Violations	0	0	0	0	0	0	0	0	0
	Export Violations	0	0	0	0	0	0	0	0	0
	Federal Liquor Offenses	0	0	0	0	0	0	0	0	0
	Federal Tobacco Offenses	0	0	0	0	0	0	0	0	0
	Wildlife Trafficking	0	0	0	0	0	0	0	0	0
	Drug/Narcotic Offenses									
	Drug/Narcotic Violations	234	130	23	357	0	229	77	4	28
	Drug Equipment Violations	140	52	9	198	0	93	28	2	17
	Espionage									
	Espionage	0	0	0	0	0	0	0	0	0
	Fraud Offenses									
	Money Laundering	0	0	0	0	0	0	0	0	0
	Fugitive Offenses									
	Harboring Escapee/ Concealing from Arrest	0	0	0	0	0	0	0	0	0
	Flight to Avoid Prosecution	0	0	0	0	0	0	0	0	0
	Flight to Avoid Deportation	0	0	0	0	0	0	0	0	0
	Gambling Offenses									
	Betting / Wagering	0	0	0	0	0	0	0	0	0
	Operating/ Promoting/ Assisting Gambling	0	0	0	0	0	0	0	0	0
	Gambling Equipment Violations	0	0	0	0	0	0	0	0	0
	Sport Tampering	0	0	0	0	0	0	0	0	0
	Immigration Violations									
	Illegal Entry into the United States	0	0	0	0	0	0	0	0	0
	False Citizenship	0	0	0	0	0	0	0	0	0
	Smuggling Aliens	0	0	0	0	0	0	0	0	0
	Re-entry after Deportation	0	0	0	0	0	0	0	0	0
	Pornography / Obscene Material									
	Pornography/Obscene Material	8	1	4	6	0	6	1	0	1
	Prostitution Offenses									
	Prostitution	0	0	0	1	0	0	0	0	0
	Assisting or Promoting Prostitution	0	0	0	2	0	0	0	0	0
	Purchasing Prostitution	0	0	0	0	0	0	0	0	0
	Sex Offenses									
	Failure to Register as a Sex Offender	0	0	0	0	0	0	0	0	0
	Treason									
	Treason	0	0	0	0	0	0	0	0	0

LIBRS All Violent Crime Offender vs Victim Demographics for 2021

Crime Data

Chart 1: Rate of Violent Crimes Offenses by Population

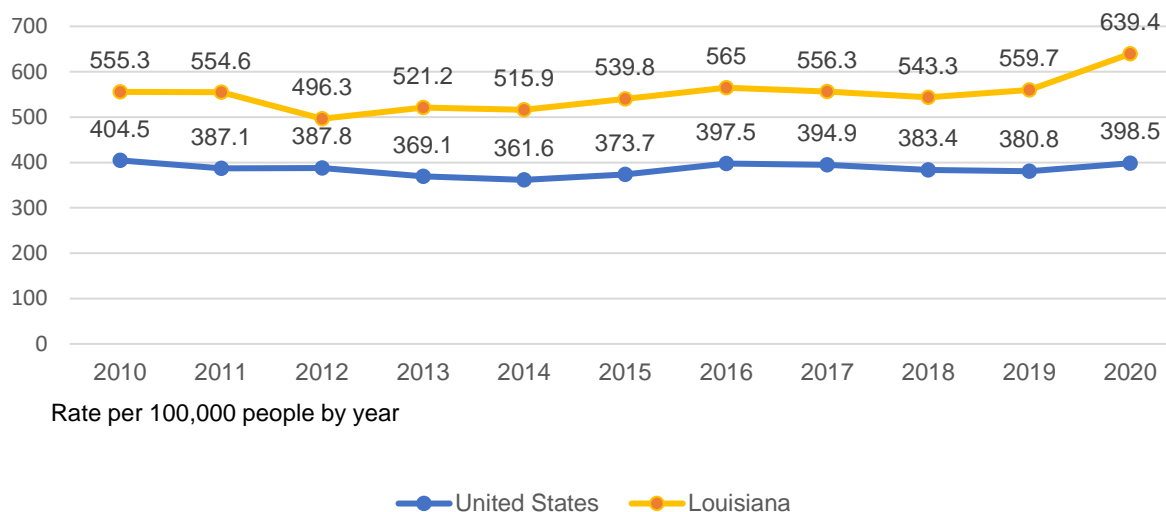
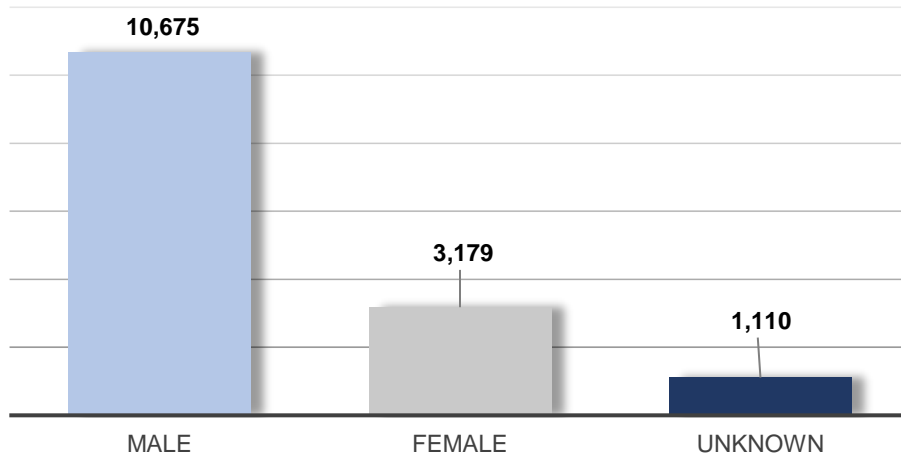


Table 45. Crime Data – Offender Age and Victim Age

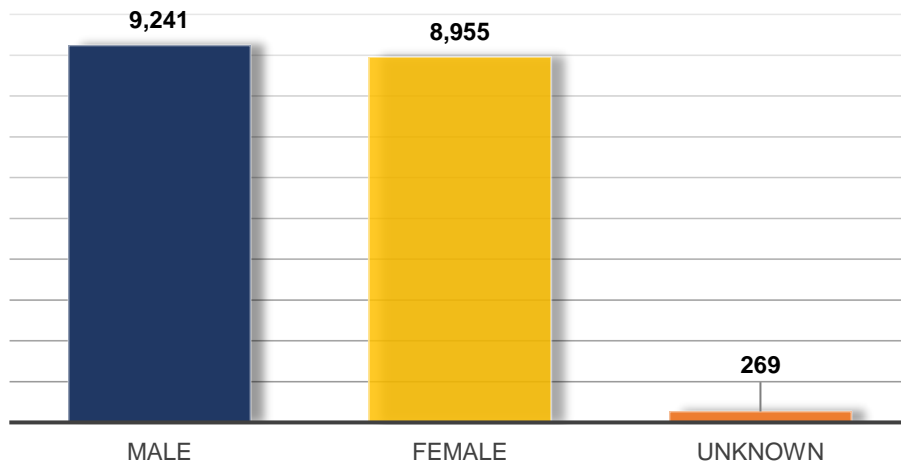
Offender Age	Number of Violent Crimes	Number of Victims
20 to 29	3,985	4,834
30 to 39	3,516	4,270
Unknown	1,987	520
10 to 19	1,970	2,679
40 to 49	1,947	2,721
50 to 59	1,018	1,720
60 to 69	407	835
70 to 79	83	223
80 to 89	21	46
90 to Older	20	17
0 to 9	10	600

Chart 2. Crime Data – Offender Sex and Victim Sex

Offender Sex



Victim Sex



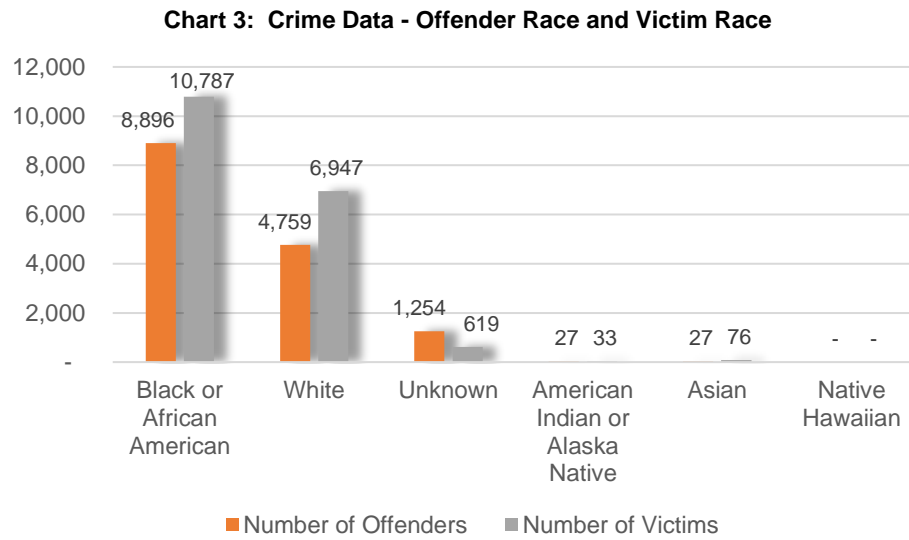


Table 46. Crime Data – Offender Ethnicity and Victim Ethnicity

Category	Offender Ethnicity	Victim Ethnicity
<i>Unknown</i>	14,162	1,853
<i>Not Hispanic</i>	725	15,575
<i>Hispanic</i>	11	738

Table 47. Crime Data – Location Type

Location of Crime	Number of Crimes
<i>Residence Home</i>	10,670
<i>Highway/Alley/Street/Sidewalk</i>	3,373
<i>Parking Garage/Lot</i>	1,156
<i>Unknown</i>	506
<i>Jail/Prison/Corrections Facility</i>	381
<i>Hotel/Motel</i>	354
<i>Convenience Store</i>	331
<i>Gas Station</i>	237
<i>Bar/Nightclub</i>	228
<i>Restaurant</i>	193
<i>Specialty Store</i>	121
<i>Department/Discount Store</i>	112
<i>Drug Store/Doctors Office/Hospital</i>	87
<i>School/College</i>	86
<i>Park/Playground</i>	85
<i>Field/Woods</i>	75
<i>Grocery Store</i>	73
<i>School Elementary/Secondary</i>	71
<i>Commercial/Office Building</i>	51
<i>Rental Storage Facility</i>	46
<i>Government/Public Building</i>	45
<i>Gambling Facility/Casino/Race Track</i>	24
<i>ATM Separate From Bank</i>	23
<i>Air/Bus/Train Terminal</i>	17
<i>Liquor Store</i>	16
<i>Bank</i>	15
<i>Campground</i>	14
<i>Construction Site</i>	14
<i>Church/Synagogue/Temple/Mosque</i>	11
<i>Industrial Site</i>	11
<i>Lake/Waterway/Beach</i>	11
<i>School College/University</i>	11
<i>Auto Dealership</i>	9
<i>Shopping Mall</i>	9
<i>Mission/Homeless Shelter</i>	8
<i>Abandoned Condemned/Structure</i>	6
<i>Community Center</i>	5
<i>Amusement Park</i>	3
<i>Dock/Wharf/Shipping Terminal</i>	3
<i>Arena/Stadium/Fairgrounds</i>	1
<i>Daycare Facility</i>	1
<i>Farm Facility</i>	1
<i>Military Base</i>	1

Table 48. Crime Data – Victim’s Relationship to the Offender

<i>Relationship to Offender</i>	Number of Offenses
<i>Relationship Unknown</i>	5,531
<i>Boyfriend/Girlfriend</i>	2,906
<i>Acquaintance</i>	2,381
<i>Otherwise Known</i>	1,604
<i>Stranger</i>	1,267
<i>Spouse</i>	816
<i>Offender</i>	529
<i>Child</i>	486
<i>Other Family Member</i>	477
<i>Parent</i>	453
<i>Friend</i>	387
<i>Sibling</i>	382
<i>Neighbor</i>	297
<i>Common Law Spouse</i>	217
<i>Ex Spouse</i>	137
<i>Stepchild</i>	116
<i>Child of Boyfriend/Girlfriend</i>	109
<i>Stepparent</i>	75
<i>In-Law</i>	67
<i>Grandparent</i>	34
<i>Employee</i>	31
<i>Grandchild</i>	31
<i>Stepsibling</i>	24
<i>Employer</i>	14
<i>Babysitter</i>	4

Table 49. Crime Data – Type of Weapon Involved by Offense

Type of Weapon	Number of Offenses
Handgun	3,147
Other	3,003
Personal Weapons	2,089
Knife/Cutting Instrument	1,742
Firearm	1,558
Blunt Object	1,262
Unknown	1,017
None	742
Rifle	304
Handgun (Automatic)	228
Other Firearm	188
Shotgun	148
Firearm (Automatic)	51
Asphyxiation	38
Rifle (Automatic)	24
Drugs/Narcotics/Sleeping Pills	22
Fire/Incendiary Device	16
Poison	11
Other Firearm (Automatic)	6
Explosives	5
Shotgun (Automatic)	3

Table 50: Crime Data – Offense Linked to another Offense

Offense Linked	Number of Offenses
<i>Destruction/Damage/Vandalism of Property</i>	1,463
<i>Weapon Law Violations</i>	903
<i>Simple Assault</i>	761
<i>Drug/Narcotic Violations</i>	429
<i>All Other Larceny</i>	263
<i>Kidnapping/Abduction</i>	227
<i>Drug Equipment Violations</i>	148
<i>Burglary/Breaking & Entering</i>	127
<i>Stolen Property Offenses</i>	86
<i>Motor Vehicle Theft</i>	86
<i>Aggravated Assault</i>	86
<i>Murder and Nonnegligent Manslaughter</i>	63
<i>Robbery</i>	42
<i>Theft From Building</i>	38
<i>Intimidation</i>	36
<i>Pocket-Picking</i>	24
<i>Pornography/Obscene Material</i>	23
<i>Theft from Motor Vehicle</i>	22
<i>Sodomy</i>	21
<i>Fondling</i>	20
<i>Bribery</i>	20
<i>Shoplifting</i>	20
<i>Theft of Motor Vehicle Parts or Accessories</i>	17
<i>Impersonation</i>	7
<i>Sexual Assault with an Object</i>	7
<i>Counterfeiting/Forgery</i>	7
<i>Statutory Rape</i>	6
<i>False Pretenses/Swindle/Confidence game</i>	6
<i>Arson</i>	5
<i>Credit Card/Automated Teller Machine Fraud</i>	4
<i>Embezzlement</i>	4
<i>Extortion/Blackmail</i>	3
<i>Animal Cruelty</i>	3
<i>Assisting or Promoting Prostitution</i>	3
<i>Wire Fraud</i>	2
<i>Purse-snatching</i>	2
<i>Prostitution</i>	2
<i>Negligent Manslaughter</i>	1
<i>Human Trafficking Commercial Sex Acts</i>	1

Hate Data

Chart 4: Hate Crime - Offense Linked to Another Offense

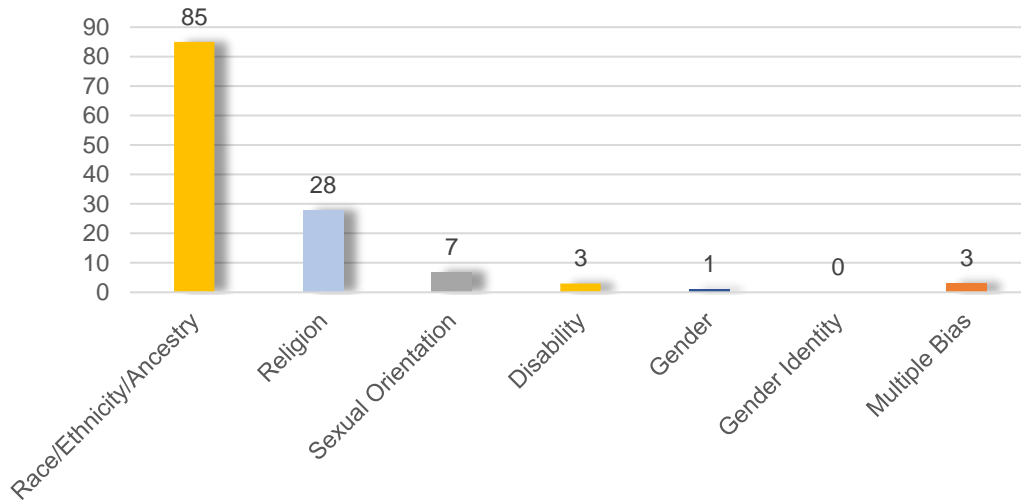


Table 51. Hate Crime – Bias

Bias	Number
Anti-Black or African American	50
Anti-White	27
Anti-Multiple Religions Group	9
Anti-Sikh	7
Anti-Native Hawaiian or Other Pacific Islander	4
Anti-Gay (Male)	4
Multiple Bias	3
Anti-Atheism/Agnosticism	3
Anti-Buddhist	3
Anti-Other Religion	3
Anti-Mental Disability	2
Anti-Hispanic or Latino	2
Anti-Lesbian Gay Bisexual or Transgender (Mixed Group)	2
Anti-Other Race/Ethnicity/Ancestry	1
Anti-Other Christian	1
Anti-Multiple Races Group	1
Anti-Bisexual	1
Anti-Physical Disability	1
Anti-Eastern Orthodox (Russian Greek Other)	1
Anti-Female	1
Anti-Catholic	1

Chart 5: Hate Crime - Offender Race

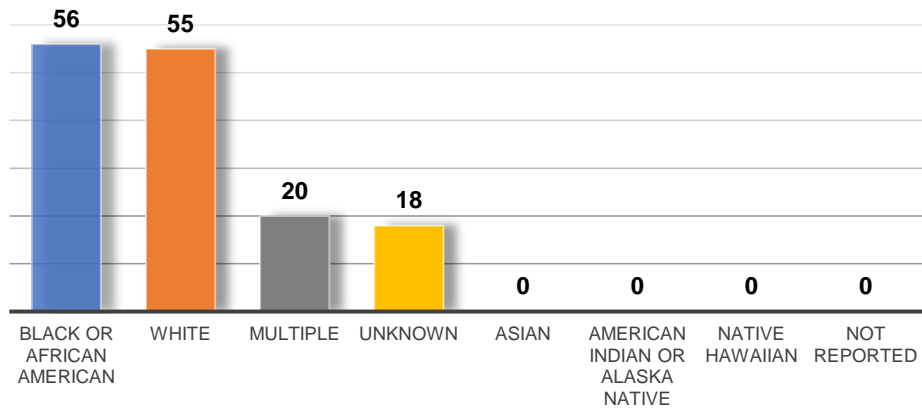


Chart 6: Hate Crime - Offender Ethnicity

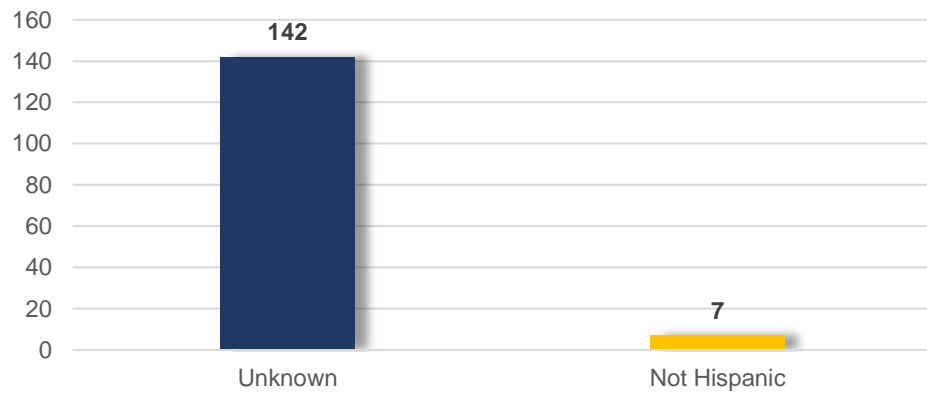
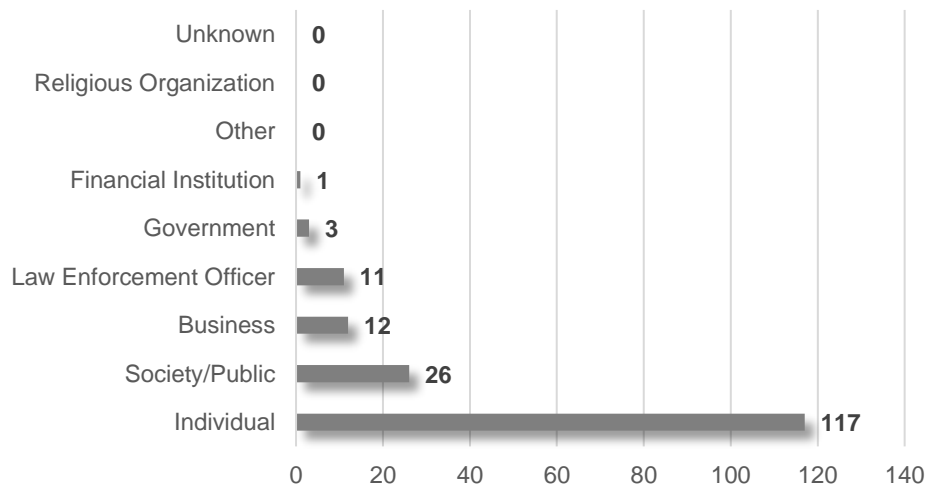


Chart 7: Hate Crime - Victim Type



Expanded Homicide Data

Chart 8: Expanded Homicide - Offense Counts

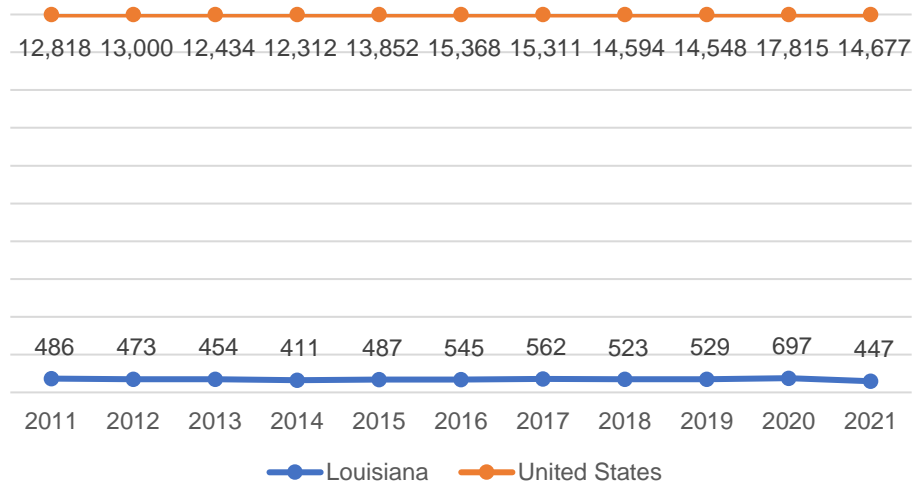


Table 52. Expanded Homicide – Offender Age and Victim Age

Offender Age	Number of Violent Crimes	Number of Victims
20 to 29	132	140
10 to 19	88	81
30 to 39	66	89
Unknown	43	13
40 to 49	31	52
50 to 59	17	40
60 to 69	10	17
90 to Older	1	0
0 to 9	0	11
70 to 79	0	3
80 to 89	0	1

Table 53. Expanded Homicide – Victim Circumstance

Circumstance	Number
Other - not specified	9
All instances where the facts provided do not permit determination of circumstances	194
Burglary	1
Gangland Killings	1
Institutional Killings	5
Larceny	2
Narcotic Drug Laws	8
Other	108
Other Arguments	111
Robbery	8

Table 54. Expanded Homicide – Victim's Relationship to the Offender

Victim Relationship	Number
<i>Relationship Unknown</i>	197
<i>Acquaintance</i>	80
<i>Otherwise Known</i>	53
<i>Stranger</i>	30
<i>Boyfriend/Girlfriend</i>	28
<i>Other Family Member</i>	13
<i>Friend</i>	7
<i>Sibling</i>	6
<i>Spouse</i>	6
<i>Child</i>	5
<i>Parent</i>	4
<i>Neighbor</i>	3
<i>Ex Spouse</i>	2
<i>Common Law Spouse</i>	2
<i>Child of Boyfriend/Girlfriend</i>	1
<i>In-Law</i>	1
<i>Stepparent</i>	1
<i>Offender</i>	1

Table 55. Expanded Homicide – Murder Victims by Weapon

Type of Weapon	Number
Handgun	135
Firearm	98
Unknown	33
Knife/Cutting Instrument	29
Rifle	20
Other	19
Other Firearm	13
Personal Weapons	13
Handgun (Automatic)	11
Shotgun	7
Firearm (Automatic)	4
Blunt Object	4
Rifle (Automatic)	3
Drugs/Narcotics/Sleeping Pills	3
Fire/Incendiary Device	2
Other Firearm (Automatic)	1

Table 56. Expanded Homicide – Victim's Relationship to the Offender

Victim Relationship	Number
Relationship Unknown	197
Acquaintance	80
Otherwise Known	53
Stranger	30
Boyfriend/Girlfriend	28
Other Family Member	13
Friend	7
Sibling	6
Spouse	6
Child	5
Parent	4
Neighbor	3
Ex Spouse	2
Common Law Spouse	2
Child of Boyfriend/Girlfriend	1
In-Law	1
Stepparent	1
Offender	1

Expanded Property Data

Chart 9: Expanded Property - Burglary Offense Counts

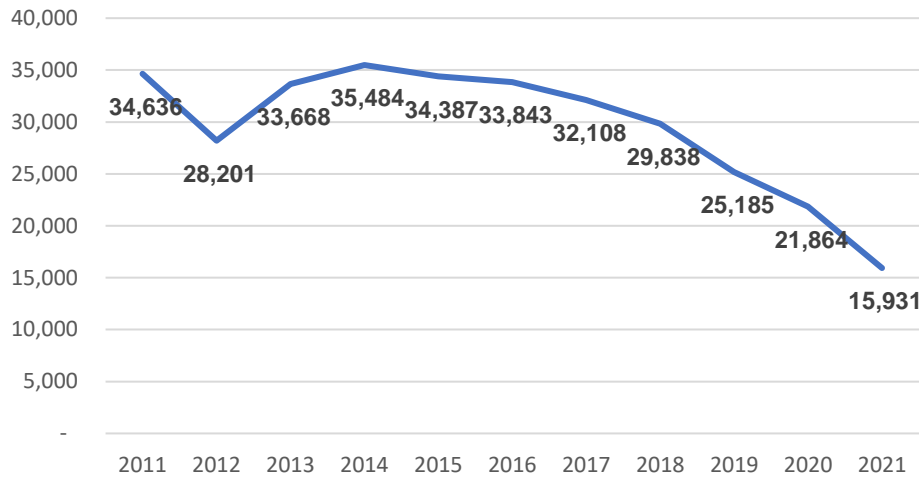


Table 57. Expanded Property – Burglary by Location and Amount of Stolen Value

Burglary by Location	Number of Burglaries	Amount of Stolen Value
<i>Residence Day</i>	6,298	\$ 1,530
<i>Residence Unknown</i>	3	\$ 953
<i>Residence Night</i>	3,941	\$ 1,121
<i>Nonresidence Day</i>	3,711	\$ 2,392
<i>Nonresidence Unknown</i>	1	\$ 540
<i>Nonresidence Night</i>	1,977	\$ 1,939

Table 58. Expanded Property – Property Type Stolen Value and Type Recovered Value

Property Type	Stolen Value	Type Recovered Value
<i>Office Equipment</i>	\$ 2,069,946	\$ 162,438
<i>Miscellaneous</i>	\$ 43,243,144	\$ 5,281,064
<i>Consumable goods</i>	\$ 685,451	\$ 76,041
<i>Locally Stolen Motor Vehicles</i>	\$ 67,369,165	\$ 24,128,863
<i>Firearms</i>	\$ 2,652,917	\$ 218,926
<i>Livestock</i>	\$ 261,007	\$ 70,911
<i>Household Goods</i>	\$ 1,737,772	\$ 95,227
<i>Jewelry and Precious Metals</i>	\$ 6,917,254	\$ 450,520
<i>Currency/Notes/Etc.</i>	\$ 31,669,516	\$ 421,111
<i>Clothing and Furs</i>	\$ 2,253,265	\$ 165,228
<i>Televisions/Radios/Stereos/Etc.</i>	\$ 1,624,969	\$ 86,938

Arrest Data

Table 59. Arrest – By Offense

Arrest By Offense	Number
Aggravated Assault	5,076
All Other Offenses (Except Traffic)	12,849
Arson	43
Burglary	2,203
Curfew and Loitering Law Violations	120
Disorderly Conduct	3,248
Driving Under the Influence	2,261
Drug Abuse Violations - Grand Total	16,284
Drunkenness	-
Embezzlement	67
Forgery and Counterfeiting	197
Fraud	347
Gambling - Total	47
Human Trafficking - Commercial Sex Acts	1
Human Trafficking - Involuntary Servitude	-
Larceny - Theft	9,348
Liquor Laws	655
Manslaughter by Negligence	21
Motor Vehicle Theft	822
Murder and Nonnegligent Manslaughter	213
Offenses Against the Family and Children	297
Prostitution and Commercialized Vice	141
Rape	141
Robbery	295
Sex Offenses (Except Rape and Prostitution and Commercialized Vice)	198
Simple Assault	11,599
Stolen Property: Buying Receiving Possessing	1,503
Suspicion	-
Vagrancy	7
Vandalism	2,299
Weapons: Carrying Possessing Etc.	1,937

Table 60. Arrest – Drug Possession Offenses

Offenses	Number of Drug Possessions
<i>Marijuana</i>	9,367
<i>Opium or Cocaine or Their Derivatives</i>	1,392
<i>Other - Dangerous Nonnarcotic Drugs</i>	4,076
<i>Synthetic Narcotics</i>	638
<i>Drug Possession - Subtotal</i>	15,473

Table 61. Arrest – Drug Possession Offenses

Offenses	Number of Drug Sales Offense
<i>Marijuana</i>	382
<i>Opium or Cocaine or Their Derivatives</i>	126
<i>Other - Dangerous Nonnarcotic Drugs</i>	253
<i>Synthetic Narcotics</i>	50
<i>Drug Sale/Manufacturing - Subtotal</i>	811

Table 62. Arrest – Gambling Offenses

Offenses	Number of Gambling Offense
<i>Gambling - Total</i>	47

Table 63. Arrest – Crime Against Property

Offenses	Number of Crimes
<i>Motor Vehicle Theft</i>	822
<i>Arson</i>	43
<i>Burglary</i>	2,203
<i>Embezzlement</i>	67
<i>Forgery and Counterfeiting</i>	197
<i>Fraud</i>	347
<i>Larceny - Theft</i>	9,348
<i>Vandalism</i>	2,299
<i>Stolen Property: Buying Receiving Possessing</i>	1,503

Table 64. Arrest – Prostitution Violations

Offenses	Number of Violations
<i>Prostitution and Commercialized Vice</i>	141
<i>Prostitution and Commercialized Vice - Assisting or Promoting Prostitution</i>	18
<i>Prostitution and Commercialized Vice - Prostitution</i>	122
<i>Prostitution and Commercialized Vice - Purchasing Prostitution</i>	1

Table 65. Arrest – Crime Against Society Offenses

Offenses	Number of Offenses
<i>All Other Offenses (Except Traffic)</i>	12,849
<i>Curfew and Loitering Law Violations</i>	120
<i>Disorderly Conduct</i>	3,248
<i>Driving Under the Influence</i>	2,261
<i>Liquor Laws</i>	655
<i>Offenses Against the Family and Children</i>	297
<i>Vagrancy</i>	7
<i>Weapons: Carrying Possessing Etc.</i>	1,937
<i>Drug Abuse Violations - Grand Total</i>	16,284
<i>Gambling - Total</i>	47
<i>Prostitution and Commercialized Vice</i>	141

Table 66. Arrest – Crime Against Person Offenses

Offenses	Number of Offenses
<i>Aggravated Assault</i>	5,076
<i>Sex Offenses (Except Rape and Prostitution and Commercialized Vice)</i>	198
<i>Manslaughter by Negligence</i>	21
<i>Murder and Nonnegligent Manslaughter</i>	213
<i>Rape</i>	141
<i>Robbery</i>	295
<i>Simple Assault</i>	11,599
<i>Human Trafficking - Commercial Sex Acts</i>	1

Table 67. Arrest – Female and Male Arrests by Age

Age	Male	Female
15	1,192	517
16	1,353	504
17	1,165	446
18	1,521	554
19	1,605	661
20	1,571	629
21	1,582	573
22	1,404	510
23	1,346	560
24	1,323	587
10 to 12	514	249
13 to 14	1,453	816
25 to 29	7,160	2,889
30 to 34	7,317	3,239
35 to 39	6,624	2,704
40 to 44	5,033	1,894
45 to 49	3,119	1,070
50 to 54	2,522	-
55 to 59	2,016	-
60 to 64	1,297	-
65 and over	809	-
Under 10	6	-

Table 68. Arrest – Race

Race	Number of Arrest
Asian	214
Native Hawaiian	12
Black or African American	37,436
American Indian or Alaska Native	176
White	33,743
Unknown	758

Table 69. Arrest – Sex

Sex	Number of Arrests
Male	51,932
Female	20,407

Law Enforcement Collections

Chart 10: Police Employment - Ratio of Police Officers to Population

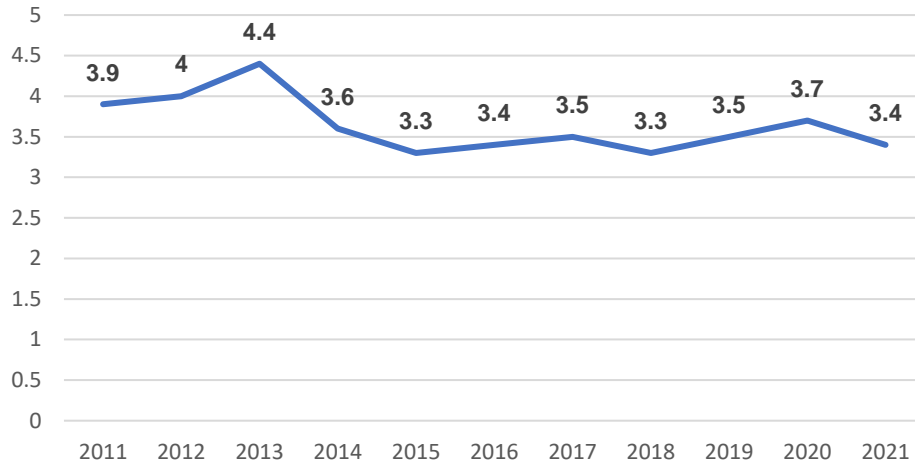
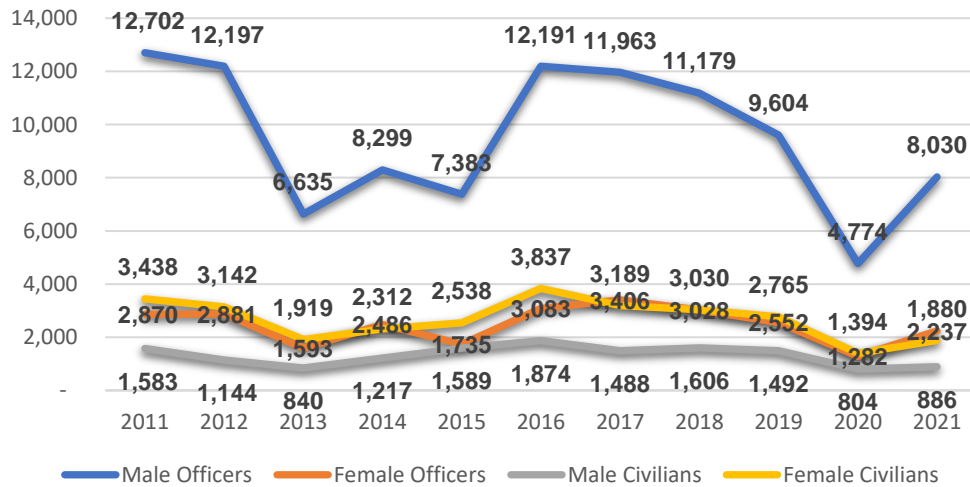


Chart 11: Police Employment - Breakout



Law Enforcement Officers Killed and Assaulted

Chart 12: Law Enforcement Officers Feloniously Killed

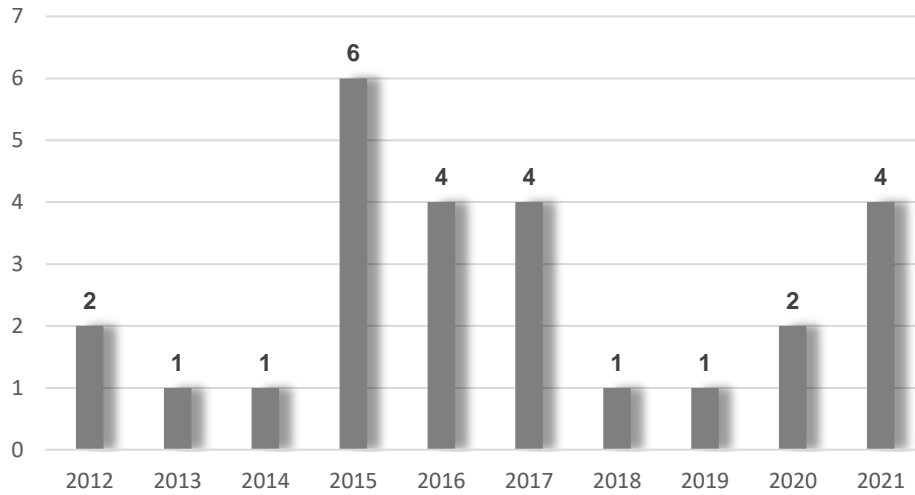


Table 70. Law Enforcement Officers Feloniously Killed – Type of Weapon

Agency	Total	Total Firearms					Knife	Personal Weapons	Personal weapons (hands, fists, feet, etc.)	Vehicle
		Handgun	Not reported	Rifle	Shotgun	Unknown	Not reported	Not reported	Not reported	Not reported
Total	4	0	4	0	0	0	0	0	0	0
Louisiana State Police	1	0	1	0	0	0	0	0	0	0
Doyline Police Departments	1	0	1	0	0	0	0	0	0	0
Jefferson Parish Sheriff's Office	1	0	1	0	0	0	0	0	0	0
Second City Court of New Orleans Constable's Office	1	0	1	0	0	0	0	0	0	0

Table 71. Law Enforcement Officers Feloniously Killed – Progression of Circumstances

Progression of Circumstances	Agency	Call for service or reason for involvement	Circumstance encounter by victim officer upon arrival at scene of incident	Specific activity being performed by victim officer at time of attack
	Louisiana State Police	Crime in progress	Ambush (entrapment/premeditation)	Crime in progress
		Shooting/Shots being fired (not "active shooter" situation)	Not reported	Shooting/Shots being fired (not "active shooter" situation)
	Doyline Police Departments	Disorder/Disturbance	Ambush (entrapment/premeditation)	Investigative/Enforcement
		Domestic disturbance (family quarrel, no assault)	Not reported	Investigative activity (surveillance, searches, interviews, etc.)
	Jefferson Parish Sheriff's Office	Tactical situation	Arrest situation	Crime in progress
		Serving/Attempting to serve arrest warrant	Verbal advisement only	Shooting/Shots being fired (not "active shooter" situation)
	Second City Court of New Orleans Constable's Office	Disorder/Disturbance	Disorder/Disturbance	Investigative/Enforcement
		Disturbance (disorderly subject, fight, etc.)	Disturbance (disorderly subject, fight, etc.)	Official contact (not an arrest situation)

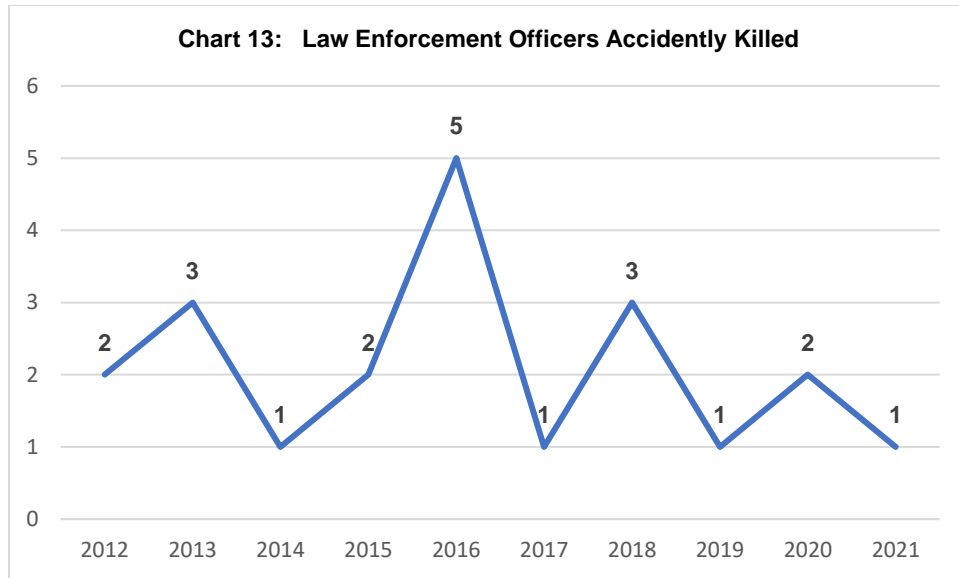


Table 72. Law Enforcement Officers Accidentally Killed – Type of Accident

<i>Agency</i>	Motor vehicle crash
<i>Caddo Sheriff's Office</i>	1

Table 73. Law Enforcement Officers Assaulted and Type of Weapon

Type of Weapon	Number of Assaults
<i>Firearm</i>	52
<i>Knife or other cutting instrument</i>	22
<i>Other dangerous weapon</i>	779
<i>Personal weapons</i>	690

Part III

Appendices

Appendix A – Definitions

Definition of Terms

Arrest:

Arrest is the taking of a person into custody by law enforcement with the intention of seeking charges and recording the detention. Persons who are served a citation or a summons for committing an offense are counted as arrested. Juveniles taken into custody, counseled and released without being charged are counted as arrested. Arrest data does not include traffic offenses with the exception of DWI.

Crime Rate:

The number of Index Offenses reported within a specific geographic area, divided by the population of the area, produces a crime rate per capita statistic. This is then scaled to represent some standard population unit, such as the factor 100,000 utilized by the FBI in scaling their national and regional crime statistics. Thus, "Crime Rate Per Capita" multiplied by 100,000 produces the statistic commonly referred to as "Crime Per 100,000 Population" or more frequently, simply, "Crime Rate." Single and multi-jurisdictional areas can then be compared to each other, without regard to population variation.

Index Crime:

A term devised by the International Association of Chiefs of Police for use in their Uniform Crime Reporting Program. Recognizing the problem, among others, of coping with volume, they decided that only those criminal acts deemed most serious, most pervasive across the country, most likely to be reported and most frequently committed would be counted. Furthermore, they decided to include only criminal acts brought to the attention of police, whether or not there was an arrest. As a result, seven crimes were chosen and standardized definitions were created to assure uniformity. Those seven offenses were murder, rape, robbery, aggravated assault, burglary, larceny theft, and motor vehicle theft. Many years later the crime of arson was added.

LA-LEMIS (Louisiana Law Enforcement Management Information System):

This is the RMS (Record Management System) software that Louisiana developed for agencies to use. It is LIBRS compliant and currently we have more agencies certified with this RMS software than any others.

LIBRS (Louisiana Incident Based Reporting System):

LIBRS certified agencies are no longer required to generate and submit UCR paper reports. Their monthly LIBRS data submissions are converted to NIBRS specifications by the LIBRS computer system and submitted to the FBI electronically. LIBRS was certified by the FBI as NIBRS compliant in March 2003.

LUCR (Louisiana Uniform Crime Reporting Program):

The LUCR program is comprised of the Summary UCR Unit, Louisiana Incident Based Reporting System (LIBRS) and the Louisiana Law Enforcement Management Information System (LA-LEMIS).

NIBRS (National Incident Based Reporting System):

A redesign of UCR, NIBRS is the FBI's incident-based reporting system. It is an electronic data collection system modernizing crime information. A more detailed form of crime reporting, it incorporates information not captured by UCR regarding the circumstances involved in incidents. It includes more correlation between offenses, property, victims, offenders and arrestees and expands the crimes included to 22 categories. In order to submit NIBRS data, an agency's records management system must be compliant with LIBRS.

Offenses Reported:

Sometimes referred to as a crime occurrence, this term refers to actual offenses reported or made known to law enforcement agencies. Offenses reported, but later determined to be "unfounded," are excluded from the final tabulation of crime statistics used by the FBI for publication in Crime in the United States. The final figures used are referred to as "Actual Offenses."

Uniform Crime Reporting Unit (UCR):

The UCR unit is responsible for collecting crime statistics and performing quality assurance functions prior to forwarding the statistics to the FBI. Early stages of development for the Summary UCR program began in 1991, and by 1993 Louisiana's Program was certified by the Federal Bureau of Investigation.

Offenses Definition:

Since the FBI began phasing in incident-based reporting, they found this was an appropriate time to make a few definitional changes. To help the reader make a comparison between the UCR and LIBRS/NIBRS offenses, the definitions are sectioned by UCR and then LIBRS/ NIBRS on the following pages.

Uniform Crime Reporting (UCR) Definitions**Aggravated Assault:**

An unlawful attack by one person upon another for the purpose of inflicting severe or aggravated bodily injury. This type of assault usually is accompanied by the use of a weapon or by means likely to produce death or great bodily harm. Simple assaults are excluded.

Arson:

Any willful or malicious burning or attempt to burn, with or without intent to defraud, a dwelling house, public building, motor vehicle or aircraft, personal property of another, etc. Arson statistics are not included in this table-building tool.

Burglary / Breaking and Entering:

The unlawful entry of a structure to commit a felony or a theft. Attempted forcible entry is included.

Murder and non-negligent manslaughter:

The willful (non-negligent) killing of one human being by another. Deaths caused by negligence, attempts to kill, assaults to kill, suicides, and accidental deaths are excluded. The program classifies justifiable homicides separately and limits the definition to: (1) the killing of a felon by a law enforcement officer in the willful line of duty; or (2) the killing of a felon, during the commission of a felony, by a private citizen.

Manslaughter by negligence:

The killing of another person through gross negligence. Deaths of persons due to their own negligence, accidental deaths not resulting from gross negligence, and traffic fatalities are not included in the category Manslaughter by negligence.

Larceny / Theft (except motor vehicle theft):

The unlawful taking, carrying, leading, or riding away of property from the possession or constructive possession of another. Examples are thefts of bicycles, motor vehicle parts and accessories, shoplifting, pocket picking, or the stealing of any property or article that is not taken by force and violence or by fraud. Attempted larcenies are included. Embezzlement, confidence games, forgery, check-fraud, etc., are excluded.

Motor Vehicle Theft:

The theft or attempted theft of a motor vehicle. A motor vehicle is self-propelled and runs on land surface and not on rails. Motorboats, construction equipment, airplanes, and farming equipment are specifically excluded from this category.

Non-violent Crime:

In UCR the crimes of burglary, larceny-theft, motor vehicle theft, and arson are referred to as Property Crimes. For this publication, they are referred to as non-violent crimes.

Robbery:

The taking, or attempting to take, anything of value from the care, custody, or control of a person or persons by force or threat of force or violence and/or by putting the victim in fear.

Forcible Rape / Legacy Rape:

The carnal knowledge of a female forcibly and against her will. Rapes by force and attempts or assaults to rape, regardless of the age of the victim, are included. Statutory offenses (no force used—victim under age of consent) are excluded.

Revised Rape:

Penetration, no matter how slight, of the vagina or anus with any body part or object, or oral penetration by a sex organ of another person, without the consent of the victim. Attempts or assault to commit rape are also included; however, statutory rape and incest are excluded. In December 2011, the UCR program changed its definition of SRS rape to this revised definition. This change can be seen in the UCR data starting in 2013. Any data reported under the older definition of rape will be called “legacy rape”.

*** Additional information on the definition*

change of “rape” can be found in

Appendix B - Data Characteristics

*and Known Limitations. ***

**National Incident Based Reporting System (NIBRS) Definitions /
Louisiana Incident Based Reporting System (LIBRS)****Assault Offenses:**

An unlawful attack by one person upon another

Aggravated Assault:

An unlawful attack by one person upon another wherein the offender uses a weapon or displays it in a threatening manner, or the victim suffers obvious severe or aggravated bodily injury involving apparent broken bones, loss of teeth possible internal injury, severe laceration, or loss of consciousness. This also includes assault with disease (as in cases when the offender is aware that he/she is infected with a deadly disease and deliberately attempts to inflict the disease by biting, spitting, etc.).

Simple Assault:

An unlawful physical attack by one person upon another where neither the offender displays a weapon, nor the victim suffers obvious severe or aggravated bodily injury involving apparent broken bones, loss of teeth, possible internal injury, severe laceration, or loss of consciousness.

Intimidation:

To unlawfully place another person in reasonable fear of bodily harm through the use of threatening words and/or other conduct, but without displaying a weapon or subjecting the victim to actual physical attack.

Arson:

To unlawfully and intentionally damage, or attempt to damage, any real or personal property by fire or incendiary device.

Bad Checks:

Knowingly and intentionally writing and/or negotiating checks drawn against insufficient or nonexistent funds.

Bribery (Except Sports Bribery):

The offering, giving, receiving, or soliciting of anything of value (i.e., a bribe, gratuity, or kickback) to sway the judgment or action of a person in a position of trust or influence.

Burglary / Breaking and Entering:

The unlawful entry into a building or other structure with the intent to commit a felony or a theft.

Counterfeiting / Forgery:

The altering, copying, or imitation of something, without authority or right, with the intent to deceive or defraud by passing the copy or thing altered or imitated as that which is original or genuine; or the selling, buying, or possession of an altered, copied, or imitated thing with the intent to deceive or defraud.

Curfew / Loitering / Vagrancy Violations:

The violation of a court order, regulation, ordinance, or law requiring the withdrawal of persons from the streets or other specified areas; prohibiting persons from remaining in an area or place in an idle or aimless manner; or prohibiting persons from going from place to place without visible means of support.

Destruction / Damage / Vandalism of Property (Except Arson):

To willfully or maliciously destroy, damage, deface, or otherwise injure real or personal property without the consent of the owner or the person having custody or control of it.

Disorderly Conduct:

Any behavior that tends to disturb the public or decorum, scandalizes the community, or shock the public sense of morality.

Driving Under the Influence:

Driving or operating a motor vehicle or common carrier while mentally or physically impaired as the result of consuming an alcoholic beverage or using a drug or narcotic.

Drug / Narcotic Offenses (Except Driving Under the Influence):

The violation of laws prohibiting the production, distribution, and/or use of certain controlled substances and the equipment or devices utilized in their preparation and/or use.

Drug / Narcotic Violations:

The unlawful cultivation, manufacture, distribution, sale, purchase, use, possession, transportation, or importation of any controlled drug or narcotic substance.

Drug Equipment Violations:

The unlawful manufacture, sale, purchase, possession, or transportation of equipment or devices utilized in preparing and/or using drugs or narcotics.

Drunkenness (Except Driving Under the Influence):

To drink alcoholic beverages to the extent that one's mental faculties and physical coordination are substantially impaired.

Embezzlement:

The unlawful misappropriation by an offender to his/her own use or purpose of money, property, or some other thing of value entrusted to his/her care, custody, or control.

Extortion / Blackmail:

To unlawfully obtain money, property, or any other thing of value, either tangible or intangible, through the use or threat of force, misuse of authority, threat of criminal prosecution, threat of destruction of reputation or social standing, or through other coercive means.

Family Offenses, Non-violent:

Unlawful, nonviolent acts by a family member (or legal guardian) that threaten the physical, mental, or economic well-being or morals of another family member and that are not classifiable as other offenses, such as Assault, Incest, Statutory Rape, etc.

Fraud Offenses (Except Counterfeiting / Forgery and Bad Checks:

The intentional perversion of the truth for the purpose of inducing another person, or other entity, in reliance upon it to part with something of value or to surrender a legal right

False Pretenses / Swindle / Confident Game:

The intentional misrepresentation of existing fact or condition, or the use of some other deceptive scheme or device, to obtain money, goods, or other things of value.

Credit Card / Automated Teller Machine Fraud:

The unlawful use of a credit (or debit) card or automated teller machine for fraudulent purposes.

Impersonation:

Falsely representing one's identity or position, and acting in the character or position thus unlawfully assumed, to deceive others and thereby gain a profit or advantage, enjoy some right or privilege, or subject another person or entity to an expense, charge, or liability which would not have otherwise been incurred.

Welfare Fraud:

The use of deceitful statements, practices, or devices to unlawfully obtain welfare benefits.

Wire Fraud:

The use of an electric or electronic communications facility to intentionally transmit a false and/or deceptive message in furtherance of a fraudulent activity.

Grambling Offenses:

To unlawfully bet or wager money or something else of value; assist, promote, or operate a game of chance for money or some other stake; possess or transmit wagering information; manufacture, sell, purchase, possess, or transport gambling equipment, devices or goods; or tamper with the outcome of a sporting event or contest to gain a gambling advantage.

Betting / Wagering:

To unlawfully stake money or something else of value on the happening of an uncertain event or on the ascertainment of a fact in dispute.

Operating / Promoting / Assisting Gambling:

To unlawfully operate, promote, or assist in the operation of a game of chance, lottery, or other gambling activity.

Gambling Equipment Violations:

To unlawfully manufacture, sell, buy, possess, or transport equipment, devices, and/or goods used for gambling purposes.

Sports Tampering:

To unlawfully alter, meddle in, or otherwise interfere with a sporting contest or event for the purpose of gaining a gambling advantage.

Homicide Offenses:

The killing of one human being by another.

Murder and Non-negligent Manslaughter:

The willful (non-negligent) killing of one human being by another.

Negligent Manslaughter:

The killing of another person through negligence

Justifiable Homicide:

The killing of a perpetrator of a serious criminal offense by a peace officer in the line of duty, or the killing, during the commission of a serious criminal offense, of the perpetrator by a private individual.

Human Trafficking Offenses:

The inducement of a person to perform a commercial sex act, or labor, or services, through force, fraud, or coercion.

Human Trafficking, Commercial Sex Acts:

Inducing a person by force, fraud, or coercion to participate in commercial sex acts, or in which the person induced to perform such act(s) has not attained 18 years of age.

Human Trafficking, Involuntary Servitude:

The obtaining of a person(s) through recruitment, harboring, transportation, or provision, and subjecting such persons to force, fraud, or coercion into voluntary servitude, peonage, debt bondage, or slavery (not to include commercial sex acts).

Kidnapping / Abduction:

The unlawful seizure, transportation, and/or detention of a person against his/her will, or of a minor without the consent of his/her custodial parent(s) or legal guardian.

Larceny / Theft Offenses:

The unlawful taking, carrying, leading, or riding away of property from the possession, or constructive possession, of another person.

Pocket-picking:

The theft of articles from another person's physical possession by stealth where the victim usually does not become immediately aware of the theft.

Purse-snatching:

The grabbing or snatching of a purse, handbag, etc., from the physical possession of another person.

Shoplifting:

The theft, by someone other than an employee of the victim, of goods or merchandise exposed for sale.

Theft from Building:

A theft from within a building which is either open to the general public or where the offender has legal access.

Theft from Coin-Operated Machine or Device:

A theft from a machine or device which is operated or activated by the use of coins.

Theft from Motor Vehicle (Except Theft of Motor Vehicle Parts or Accessories):

The theft of articles from a motor vehicle, whether locked or unlocked.

Theft of Motor Vehicle Parts or Accessories:

The theft of any part or accessory affixed to the interior or exterior of a motor vehicle in a manner which would make the item an attachment of the vehicle, or necessary for its operation.

All Other Larceny:

All thefts which do not fit any of the definitions of the specific subcategories of Larceny/Theft listed above.

Liquor Law Violations (Except Driving Under the Influence and Drunkenness):

The violation of laws or ordinances prohibiting the manufacture, sale, purchase, transportation, possession, or use of alcoholic beverages.

Motor Vehicle Theft:

The theft of a motor vehicle.

Peeping Tom:

To secretly look through a window, doorway, keyhole, or other aperture for the purpose of voyeurism.

Pornography / Obscene Material:

The violation of laws or ordinances prohibiting the manufacture, publishing, sale, purchase, or possession of sexually explicit material, e.g., literature, photographs, etc.

Prostitution Offenses:

To unlawfully engage in or promote sexual activities for anything of value.

Prostitution:

To engage in commercial sex acts for anything of value.

Assisting or Promoting Prostitution:

To solicit customers or transport persons for prostitution purposes; to own, manage, or operate a dwelling or other establishment for the purpose of providing a place where prostitution is performed; or to otherwise assist or promote prostitution.

Purchasing Prostitution:

To purchase or trade anything of value for commercial sex acts.

Robbery:

The taking, or attempting to take, anything of value under confrontational circumstances from the control, custody, or care of another person by force or threat of force or violence and/or by putting the victim in fear of immediate harm.

Runaway:

A person under 18 years of age who has left home without permission of his/her parent(s) or legal guardian.

Sex Offenses:

Any sexual act directed against another person, without the consent of the victim, including instances where the victim is incapable of giving consent.

Rape (Except Statutory Rape):

The carnal knowledge of a person, without the consent of the victim, including instances where the victim is incapable of giving consent because of his/her age or because of his/her temporary or permanent mental or physical incapacity.

Sodomy:

Oral or anal sexual intercourse with another person, without the consent of the victim, including instances where the victim is incapable of giving consent because of his/her age or because of his/her temporary or permanent mental or physical incapacity.

Sexual Assault with an Object:

To use an object or instrument to unlawfully penetrate, however slightly, the genital or anal opening of the body of another person, without the consent of the victim, including instances where the victim is incapable of giving consent

because of his/her age or because of his/her temporary or permanent mental or physical incapacity.

Fondling:

The touching of the private body parts of another person for the purpose of sexual gratification without the consent of the victim, including instances where the victim is incapable of giving consent because of his/her age or because of his/her temporary or permanent mental or physical incapacity.

Sex Offenses, Non-forcible (Except Prostitution Offenses):

Unlawful, non-forcible sexual intercourse.

Incest:

Non-forcible sexual intercourse between persons who are related to each other within the degrees wherein marriage is prohibited by law.

Statutory Rape:

Non-forcible sexual intercourse with a person who is under the statutory age of consent.

Stolen Property Offenses:

Receiving, buying, selling, possessing, concealing, or transporting any property with the knowledge that it has been unlawfully taken, as by Burglary, Embezzlement, Fraud, Larceny, Robbery, etc.

Trespass of Real Property:

To unlawfully enter land, a dwelling or other real property.

Violent Crime:

The crimes of murder and non-negligent manslaughter, forcible rape, robbery and aggravated assault. According to UCR definitions, violent crimes involve force or threat of force.

Weapon Law Violations:

The violation of laws or ordinances prohibiting the manufacture, sale, purchase, transportation, possession, concealment, or use of firearms, cutting instruments, explosives, incendiary devices, or other deadly weapons.

Appendix B – Computational Formulas

Crime Rate:

A crime rate describes the number of crimes reported to law enforcement agencies per 100,000 total population. A crime rate is calculated by dividing the number of reported crimes by the total population; the result is multiplied by 100,000.

Crime Rate = Number of Offenses / Population x 100,000

Example: What is the crime rate for a parish with 988 number of offenses and a 14,311 population?

$$\frac{988}{14,311} = .069038$$

Number of Offenses
Population

$$.069038 \times 100,000 = 6903.8$$
$$.069038 / 100,000 = .07$$

Crime Rate per inhabitants for a 100,000 population

Crime Trend:

A crime trend shows the extent to which crime increased or decreased. This is done by comparing a period of the current year with the same period of a previous year.

Crime Trend = Current Year Offenses - Previous Year Offenses / Previous Year Offenses x 100

Example: What is the crime trend for a parish with 513 current year offenses and 264 previous year offenses?

$$513 - 264 = 249 / 264 = .943 \times 100 = 94\%$$

Current Year Offense	-	Previous Year Offenses	=	Previous Year Offenses	=	Crime Trend
----------------------------	---	------------------------------	---	------------------------------	---	----------------



For additional information on this report, please contact:
Louisiana Commission on Law Enforcement and Administration of Criminal Justice

P.O. Box 3133 602
North 5th Street
Baton Rouge, LA 70821

Ms. Fredia Dunn
225-342-1867
Fredia.Dunn@lcle.la.gov