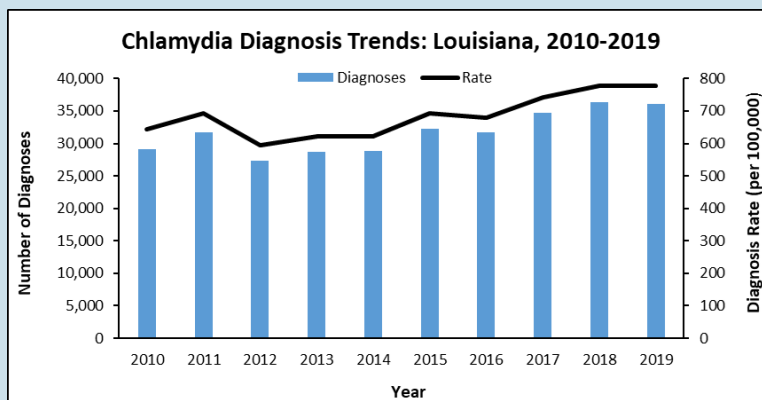




LOUISIANA 2019 STD/HIV Update

CHLAMYDIA—LOUISIANA

- In 2017, **34,749** people were diagnosed with chlamydia for a rate of **742.2** per 100,000.
- In 2018, **36,293** people were diagnosed with chlamydia for a rate of **778.8** per 100,000.
- In 2019, **36,131** people were diagnosed with chlamydia for a rate of **777.2** per 100,000. The rate has remained unchanged since 2018.



CHLAMYDIA BY SEX AT BIRTH

- In 2017, **71%** of chlamydia diagnoses were among females, decreasing to **68%** in 2019. In 2019, **32%** of chlamydia diagnoses were among males.

CHLAMYDIA BY RACE/ETHNICITY

Black people account for 32% of Louisiana's total population.

- In 2017, **70%** of chlamydia diagnoses were among Black people, increasing to **71%** in 2019.
- In 2017, **26%** of chlamydia diagnoses were among White people, decreasing to **24%** in 2019.
- From 2017 to 2019, **4%** of chlamydia diagnoses were among Hispanic/Latinx people.

CHLAMYDIA BY AGE AT DIAGNOSIS

The majority of chlamydia diagnoses are in people under the age of 25.

- In 2019, as in prior years, people under the age of 25 accounted for almost **70%** of all chlamydia diagnoses.
- From 2017 to 2019, the proportion of diagnoses among people 25-34 years was **24%**.
- From 2017 to 2019 the proportion of diagnoses among people 35 and older was just **6%**.

CHLAMYDIA BY REGION

- From 2017 to 2019, the greatest proportion of chlamydia diagnoses were in the New Orleans region. In 2019, the New Orleans region had the highest chlamydia diagnosis rate in the state. In 2017 and 2018, the Monroe region had the highest rate of chlamydia diagnoses in the state.

Chlamydia Diagnoses by Region: Louisiana, 2017 to 2019

	2017			2018			2019		
	Diagnoses	Percent	Rate*	Diagnoses	Percent	Rate*	Diagnoses	Percent	Rate*
LOUISIANA[†]	34,749	100%	742	36,293	100%	779	36,131	100%	777
Region 1: New Orleans	8,060	23%	894	8,599	24%	961	8,678	24%	972
Region 2: Baton Rouge	5,296	15%	773	5,460	16%	801	5,512	15%	808
Region 3: Houma	2,604	8%	649	3,002	8%	754	2,903	8%	732
Region 4: Lafayette	3,628	11%	596	3,707	10%	612	3,946	11%	653
Region 5: Lake Charles	1,622	5%	535	1,839	5%	604	1,534	4%	503
Region 6: Alexandria	2,148	6%	705	2,240	6%	745	2,250	6%	757
Region 7: Shreveport	5,005	14%	923	4,822	13%	898	4,981	14%	936
Region 8: Monroe	3,268	9%	928	3,387	9%	970	3,253	9%	941
Region 9: Hammond/Slidell	3,077	9%	527	3,193	9%	543	3,047	8%	514

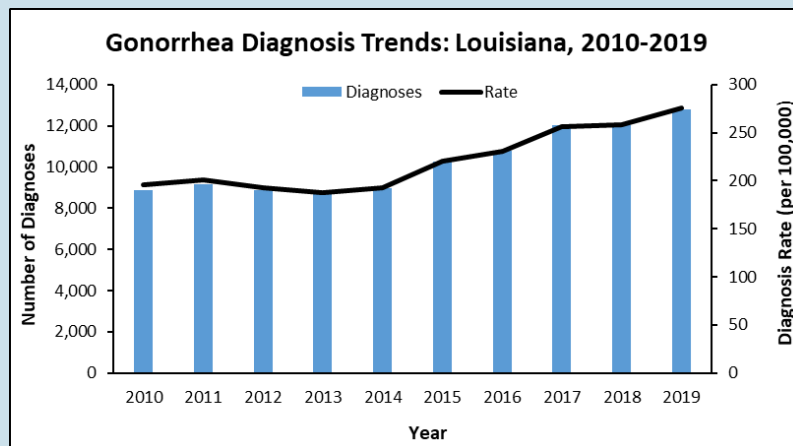
Proportion of Louisiana's Overall Population, 2019, by Region: 1—19%; 2—15%; 3—9%; 4—13%; 5—7%; 6—6%; 7—11%; 8—7%; 9—13%



LOUISIANA 2019 STD/HIV Update

GONORRHEA—LOUISIANA

- In 2017, **12,014** people were diagnosed with gonorrhea for a rate of **256.6** per 100,000.
- In 2018, **12,043** people were diagnosed with gonorrhea for a rate of **258.4** per 100,000.
- In 2019, **12,800** people were diagnosed with gonorrhea for a rate of **275.3** per 100,000, a **7%** rate increase from 2018.



GONORRHEA BY SEX AT BIRTH

- In 2017, **50%** of gonorrhea diagnoses were among females. This proportion decreased to **48%** in 2019. In 2019, **52%** of gonorrhea diagnoses were among males.

GONORRHEA BY RACE/ETHNICITY

Black people account for 32% of Louisiana's population.

- In 2017, **77%** of gonorrhea diagnoses were among Black people, decreasing to **75%** in 2018 and to **74%** in 2019.
- In 2017, **21%** of gonorrhea diagnoses were among White people, increasing to **22%** in 2018 and **23%** in 2019.
- From 2017 to 2019, **2%** of gonorrhea diagnoses were among Hispanic/Latinx people.

GONORRHEA BY AGE AT DIAGNOSIS

The majority of gonorrhea diagnoses are in people under the age of 25.

- The proportion of diagnoses among people under 25 years old was **58%** in 2017, **55%** in 2018, and **53%** in 2019.
- The proportion of diagnoses among people 25-34 years was **29%** in 2017, **31%** in 2018, and **32%** in 2019.
- The proportion of diagnoses among people 35 and older was **13%** in 2017, **14%** in 2018, and **16%** in 2019.

GONORRHEA BY REGION

- From 2017 to 2019, the greatest proportion of gonorrhea diagnoses were in the New Orleans region. From 2017 to 2019, the New Orleans region also had the highest gonorrhea diagnosis rate in the state.

Gonorrhea Diagnoses by Region: Louisiana, 2017 to 2019

	2017			2018			2019		
	Diagnoses	Percent	Rate*	Diagnoses	Percent	Rate*	Diagnoses	Percent	Rate*
LOUISIANA[†]	12,014	100%	257	12,043	100%	258	12,043	100%	275
Region 1: New Orleans	3,170	26%	352	3,124	26%	349	3,121	24%	349
Region 2: Baton Rouge	1,683	14%	246	1,718	14%	252	1,836	14%	269
Region 3: Houma	853	7%	212	814	7%	204	862	7%	217
Region 4: Lafayette	1,127	10%	200	1,155	10%	191	1,291	10%	213
Region 5: Lake Charles	513	4%	169	564	5%	185	653	5%	214
Region 6: Alexandria	739	6%	243	865	7%	288	846	7%	285
Region 7: Shreveport	1,840	15%	339	1,716	14%	320	1,962	15%	368
Region 8: Monroe	1,125	9%	319	1,174	10%	336	1,193	9%	345
Region 9: Hammond/Slidell	869	7%	149	904	8%	154	1,023	8%	173

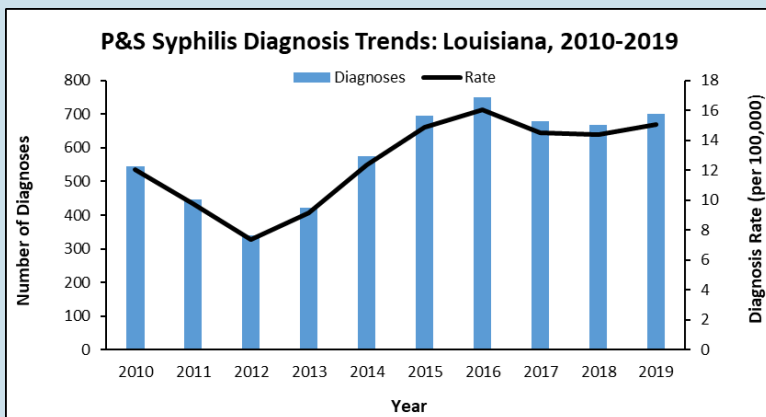
Proportion of Louisiana's Overall Population, 2019, by Region: 1—19%; 2—15%; 3—9%; 4—13%; 5—7%; 6—6%; 7—11%; 8—7%; 9—13%



LOUISIANA 2019 STD/HIV Update

PRIMARY & SECONDARY SYPHILIS—LOUISIANA

- In 2017, **679** people were diagnosed with P&S syphilis for a rate of **14.5** per 100,000.
- In 2018, **669** people were diagnosed with P&S syphilis for a rate of **14.4** per 100,000.
- In 2019, **700** people were diagnosed with P&S syphilis for a rate of **15.1** per 100,000, a **5%** rate increase from 2018.



PRIMARY & SECONDARY SYPHILIS BY SEX AT BIRTH

- In 2017, **73%** of P&S syphilis diagnoses were among males, **75%** in 2018 and **77%** in 2019. In 2019, **23%** of P&S syphilis diagnoses were among females.

PRIMARY & SECONDARY SYPHILIS BY RACE/ETHNICITY

Black people account for 32% of Louisiana's population.

- In 2017, **69%** of P&S syphilis diagnoses were among Black people, decreasing to **64%** in 2018 and to **61%** in 2019.
- In 2017, **29%** of P&S syphilis diagnoses were among White people, increasing to **33%** in 2018 and to **36%** in 2019.
- From 2017 to 2019, **2%** of P&S syphilis diagnoses were among Hispanic/Latinx people.

PRIMARY & SECONDARY SYPHILIS BY AGE AT DIAGNOSIS

The proportion of new P&S syphilis diagnoses is rising among people 35 and older.

- The proportion of diagnoses among people under 25 years old was **34%** in 2017 and remained at **34%** in 2019.
- The proportion of diagnoses among people 25-34 years was **40%** in 2017, **42%** in 2018, and **34%** in 2019.
- The proportion of diagnoses among people 35 and older was **26%** in 2017, **28%** in 2018, and **32%** in 2019.

PRIMARY & SECONDARY SYPHILIS BY REGION

- From 2017 to 2019, the New Orleans region had the greatest proportion of P&S syphilis diagnoses in the state. In 2017, the Monroe region had the highest P&S syphilis diagnosis rate in Louisiana. The Alexandria region had the highest diagnosis rate in 2018 and 2019. The number of new diagnoses has tripled in Alexandria since 2017.

Primary & Secondary Syphilis Diagnoses by Region: Louisiana, 2017 to 2019

	2017			2018			2019		
	Diagnoses	Percent	Rate*	Diagnoses	Percent	Rate*	Diagnoses	Percent	Rate*
LOUISIANA	679	100%	14.5	669	100%	14.4	700	100%	14.4
Region 1: New Orleans	189	28%	21.0	210	31%	23.5	161	23%	18.0
Region 2: Baton Rouge	90	13%	13.0	106	16%	15.6	128	18%	18.8
Region 3: Houma	41	6%	10.2	19	3%	4.8	31	4%	7.8
Region 4: Lafayette	59	9%	9.7	42	6%	6.9	39	6%	6.4
Region 5: Lake Charles	26	4%	8.6	8	1%	2.6	32	5%	10.5
Region 6: Alexandria	33	5%	10.8	92	14%	30.6	106	15%	35.7
Region 7: Shreveport	95	14%	17.5	88	13%	16.4	97	14%	18.2
Region 8: Monroe	116	17%	32.9	75	11%	21.5	60	9%	17.4
Region 9: Hammond/Slidell	30	4%	5.1	29	4%	4.9	46	7%	7.8

Proportion of Louisiana's Overall Population, 2019, by Region: 1—19%; 2—15%, 3—9%, 4—13%, 5—7%, 6—6%, 7—11%, 8—7%, 9—13%

*Rate is per 100,000. Rates for numerators less than 20 may be unreliable.

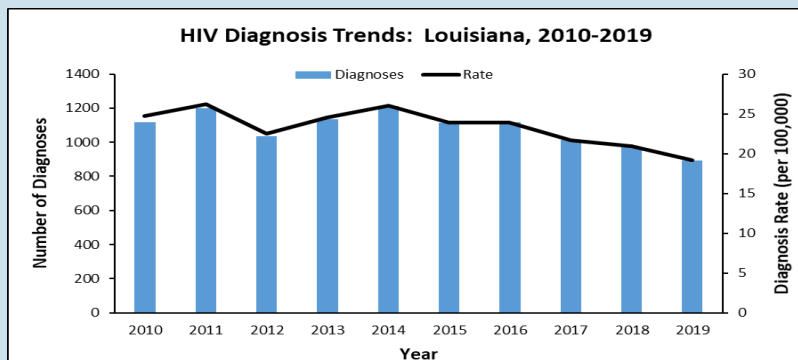
LDH, OPH, STD/HIV/Hepatitis Program
v. 10/01/2020



LOUISIANA 2019 STD/HIV Update

HIV DIAGNOSES—LOUISIANA

- In 2017, **1,014** people were diagnosed with HIV for a rate of **21.6** per 100,000.
- In 2018, **974** people were diagnosed with HIV for a rate of **20.9** per 100,000.
- In 2019, **893** people were diagnosed with HIV for a rate of **19.2** per 100,000, an **8%** rate decrease from 2018.



HIV DIAGNOSES BY GENDER

In 2017, **73%** of new HIV diagnoses were among males. This proportion decreased to **72%** in 2018 and increased to **76%** in 2019. In 2019, **22%** of all new diagnoses were among females. In 2017, **3%** of new HIV diagnoses were among transgender people. This proportion decreased to **2%** in 2018 and 2019.

HIV DIAGNOSES BY RACE/ETHNICITY

Black people account for 32% of Louisiana's population.

- In 2017, **69%** of HIV diagnoses were among Black people, **70%** in 2018, and **66%** in 2019.
- In 2017, **23%** of HIV diagnoses were among White people, **22%** in 2018, and **23%** in 2019.
- In 2017, **7%** of HIV diagnoses were among Hispanic/Latinx people, **6%** in 2018, and **10%** in 2019.

HIV DIAGNOSES BY AGE AT DIAGNOSIS

From 2017-2019, the majority of new HIV diagnoses were among people under 35 years old.

- The proportion of diagnoses among people 24 and under was **25%** in 2017, **24%** in 2018, and **21%** in 2019.
- The proportion of diagnoses among people 25-34 years old was **36%** in 2017, **36%** in 2018, and **37%** in 2019.
- The proportion of diagnoses among people 35 and older was **39%** in 2017, **41%** in 2018, and **42%** in 2019.

HIV DIAGNOSES BY REGION

- From 2017 to 2019, the New Orleans Public Health Region had the greatest proportion of HIV diagnoses. In 2017 and 2019, the New Orleans Public Health Region had the highest HIV diagnosis rate; Baton Rouge Region in 2018.

HIV Diagnoses by Region, Louisiana, 2017 to 2019

	2017			2018			2019		
	Diagnoses	Percent	Rate*	Diagnoses	Percent	Rate*	Diagnoses	Percent	Rate*
LOUISIANA	1,014	100%	21.6	974	100%	20.9	893	100%	19.2
Region 1: New Orleans	299	29%	33.3	278	29%	31.0	254	28%	28.4
Region 2: Baton Rouge	211	21%	30.8	215	22%	31.4	184	21%	27.0
Region 3: Houma	42	4%	10.4	47	5%	11.6	43	5%	10.8
Region 4: Lafayette	110	11%	18.1	128	13%	21.0	94	11%	15.5
Region 5: Lake Charles	55	5%	18.2	38	4%	12.6	49	5%	16.1
Region 6: Alexandria	47	5%	15.4	72	7%	23.5	50	6%	16.8
Region 7: Shreveport	122	12%	22.4	86	9%	15.8	114	13%	21.4
Region 8: Monroe	59	6%	16.6	50	5%	14.1	43	5%	12.4
Region 9: Hammond/Slidell	69	7%	11.9	60	6%	10.3	62	7%	10.5

In 2018, Louisiana ranked 3rd in the nation for Congenital Syphilis rates, 2nd for Chlamydia rates, 7th for Primary and Secondary Syphilis rates, and 5th for Gonorrhea rates. In 2018, Louisiana ranked 4th for HIV rates and 4th for AIDS rates in the US.